



# MES COLLEGE ERUMELY

## TEACHERS FEED BACK 2020-2021

1. Aim and objective of the syllabus are well defined.

Criteria	Weight	Responses	Percentage
Excellent	5	6	33.707
Very Good	4	10	44.943
Good	3	5	16.853
Satisfactory	2	2	4.494
Poor	1	0	0
Bad	0	0	0

Regarding the statement, 'aim and objective of the syllabus are well defined' 10 teachers revealed their response as 'very good' which constitute 44.943% of the population. 5 out of 23 teachers said 'good' which constitute 16.853% of the total respondents.


2. The curriculum is as per the needs of students.

Criteria	Weight	Responses	Percentage
Excellent	5	3	18.75
Very Good	4	7	35
Good	3	11	41.25
Satisfactory	2	2	5
Poor	1	0	0
Bad	0	0	0

Regarding the statement, 'The curriculum is as per the needs of students' 7 teachers revealed their response as 'very good' which constitute 35% of the population. 11 out of 23 teachers said 'good' which constitute 41.25% of the total respondents

3. The curriculum provides opportunities for conducting research and project related activities.

Criteria	Weight	Responses	Percentage
Excellent	5	11	59.782
Very Good	4	5	21.739
Good	3	4	13.043
Satisfactory	2	2	4.347
Poor	1	1	1.086
Bad	0	0	0



*[Signature]*  
MES COLLEGE ERUMELY

Regarding the statement, 'The curriculum provides opportunities for conducting research and project related activities' 5 teachers revealed their response as 'very good' which constitute 21.739% of the population. 4 out of 23 teachers said 'good' which constitute 13.043% of the total respondents

4. The curriculum is balanced with regard to the theoretical and practical knowledge

Criteria	Weight	Responses	Percentage
Excellent	5	4	24.39
Very Good	4	11	53.658
Good	3	2	7.317
Satisfactory	2	6	14.634
Poor	1	0	0
Bad	0	0	0

Regarding the statement, 'The curriculum is balanced with regard to the theoretical and practical knowledge' 11 teachers revealed their response as 'very good' which constitute 53.658% of the population. 2 out of 23 teachers said 'good' which constitute 7.317% of the total respondents

5. The curriculum development procedure needs improvement.


Criteria	Weight	Responses	Percentage
Excellent	5	3	19.230
Very Good	4	9	46.153
Good	3	8	30.769
Satisfactory	2	1	2.564
Poor	1	1	1.282
Bad	0	0	0

Regarding the statement, 'The curriculum development procedure needs improvement' 9 teachers revealed their response as 'very good' which constitute 46.153% of the population. 8 out of 22 teachers said 'good' which constitute 30.769% of the total respondents

6. Syllabus is sufficient to bridge the gap between industry, students/current global scenarios and academics.

Criteria	Weight	Responses	Percentage
Excellent	5	1	7.246
Very Good	4	6	34.782
Good	3	11	47.826
Satisfactory	2	3	8.695
Poor	1	1	1.449
Bad	0	1	0

Regarding the statement, 'Syllabus is sufficient to bridge the gap between industry, students/current global scenarios and academics' 6 teachers revealed their response as very



good' which constitute 34.782% of the population. 11 out of 23 teachers said 'good' which constitute 47.826% of the total respondents

7. The depth of the course content is adequate to have significant learning outcomes

Criteria	Weight	Responses	Percentage
Excellent	5	2	13.698
Very Good	4	10	54.794
Good	3	4	16.438
Satisfactory	2	5	13.698
Poor	1	1	1.369
Bad	0	0	0

Regarding the statement, 'The depth of the course content is adequate to have significant learning outcomes' 10 teachers revealed their response as 'very good' which constitute 54.794% of the population. 4 out of 22 teachers said 'good' which constitute 16.438% of the total respondents

8. The system followed by the university for the design and development of curriculum is effective

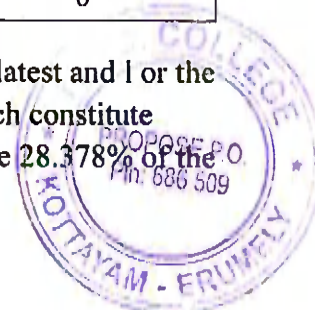
Criteria	Weight	Responses	Percentage
Excellent	5	2	13.513
Very Good	4	8	43.243
Good	3	9	36.486
Satisfactory	2	2	5.405
Poor	1	1	1.351
Bad	0	1	0

Regarding the statement, 'The system followed by the University Design and development of curriculum is effective' 8 teachers revealed their response as 'very good' which constitute 43.243% of the population. 9 out of 23 teachers said 'good' which constitute 36.486% of the total respondents

9. Rate the course in terms to their relevance to the latest and l or the future technologies.

Criteria	Weight	Responses	Percentage
Excellent	5	1	6.756
Very Good	4	11	59.459
Good	3	7	28.378
Satisfactory	2	2	5.405
Poor	1	0	0
Bad	0	2	0

Regarding the statement, 'Rate the course in terms to their relevance to the latest and l or the future technologies.' 11 teachers revealed their response as 'very good' which constitute 59.459% of the population. 7 out of 23 teachers said 'good' which constitute 28.378% of the total respondents


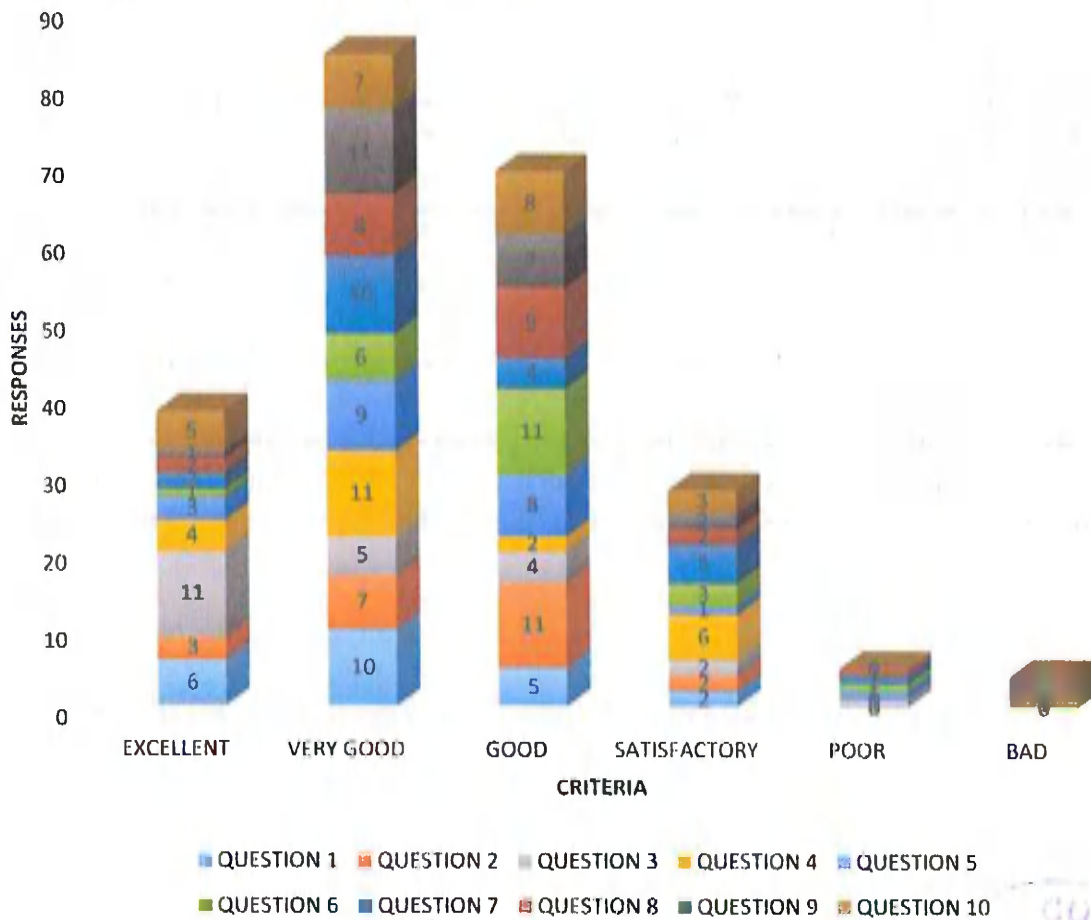


10. Rate the college activities that help your students in getting jobs and placements.

Criteria	Weight	Responses	Percentage
Excellent	5	5	30.120
Very Good	4	7	33.734
Good	3	8	28.915
Satisfactory	2	3	7.228
Poor	1	0	0
Bad	0	0	0

Regarding the statement, 'Rate the college activities that help your students in getting jobs and placements.' 7 teachers revealed their response as 'very good' which constitute 33.734% of the population. 8 out of 23 teachers said 'good' which constitute 28.915% of the total respondents

TEACHERS FEEDBACK 2020-2021



## FEEDBACK OF UNDERGRADUATE STUDENTS IN THE ACADEMIC YEAR 2020-21

The ten different curriculum aspect on which the feedback where collected are the following:-

1. Quality of curriculum.
2. Syllabus is need based.
3. Syllabus was updated enough to meet the demand.
4. Course curriculum fulfilling your expectations.
5. Syllabus create interest to pursue higher studies
6. Rate the offering of the electives in terms of their relevance.
7. Depth of the course content.
8. The syllabus generates interest in the subject area.
9. The curriculum gives scope for internship/ training/ research.
10. Appropriate teaching-learning methods are proposed in the curriculum.

Students feedback collected in the year 2020-21 can be summarised in the following table. The first column of the table revealed the different aspects on which the feedback of the students was collected. The second column reveals the percentage of scores obtained for different aspects by the students. The average percentage score obtained on the curriculum aspect followed by the university was 83.15 percent. Which means that students were given an average mark of 83.15 out of 100 on the ten different aspects related to the curriculum followed by the University. A specific illustration of the percentage of marks obtained for different aspects of the curriculum are given in the following table:-

**Table 5**  
**STUDENTS FEEDBACK UG 2020-21**

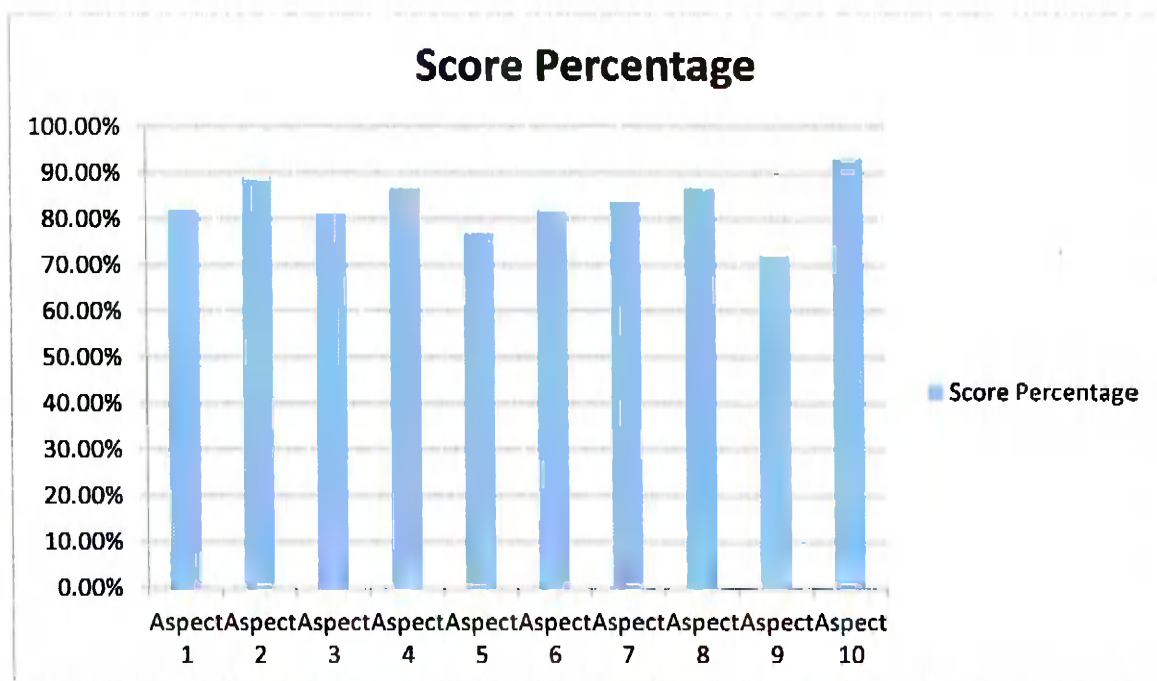
Aspects	Score Percentage
1	81.85%
2	88.48%
3	81.25%
4	86.53%
5	76.85%
6	81.70%
7	83.75%
8	86.50%
9	71.65%
10	93.03%

Source: Student's Feedback on Curriculum Aspect Collected in the Year 2020-21





**Figure No – 3**  
**Students Feedback (UG) on Curriculum Aspect for the Year 2020-21**



Source: Student's Feedback on Curriculum Aspect Collected in the Year 2020-21

**1. Quality of curriculum.**

The percentage of marks obtained by the aspect '**quality of curriculum**' was 81.85 percent. Which means that students were given 81.85 out of 100 Marks on the first aspect related to the curriculum followed by the University during 2020-21.

**2. Syllabus is need based.**

The percentage of marks obtained by the aspect '**syllabus is need based**' was 88.48 percent. Which means that students were given 88.48 out of 100 Marks on the Second aspect related to the syllabus followed by the University during 2020-21.

**3. Syllabus was updated enough to meet the demand.**


The percentage of marks obtained by the aspect '**Syllabus was updated enough to meet the demand**' was 81.25 percent. Which means that students were given 81.25 out of 100 Marks on the third aspect related to the curriculum followed by the University during 2020-21.

**4. Course curriculum fulfilling your expectations.**

The percentage of marks obtained by the aspect '**Course curriculum fulfilling your expectations**' was 86.53 percent. Which means that students were given 86.53 out of 100 Marks on the fourth aspect related to the curriculum followed by the University during 2020-21.

**5. Syllabus create interest to pursue higher studies**

The percentage of marks obtained by the aspect '**Syllabus creates interest to pursue higher studies**' was 76.85 percent. Which means that students were given 76.85 out of 100 Marks on the fifth aspect related to the curriculum followed by the University during 2020-21.



**6. Rate the offering of the electives in terms of their relevance.**

The percentage of marks obtained by the aspect '**Rate the offering of the electives in terms of their relevance**' was 81.70 percent. Which means that students were given 81.70 out of 100 Marks on the sixth aspect related to the curriculum followed by the University during 2020-21.

**7. Depth of the course content.**

The percentage of marks obtained by the aspect '**Depth of the course content**' was 83.75 percent. Which means that students were given 83.75 out of 100 Marks on the seventh aspect related to the curriculum followed by the University during 2020-21.

**8. The syllabus generates interest in the subject area.**

The percentage of marks obtained by the aspect '**The syllabus generates interest in the subject area**' was 86.50 percent. Which means that students were given 86.50 out of 100 Marks on the eighth aspect related to the curriculum followed by the University during 2020-21.

**9. The curriculum gives scope for internship/ training/ research.**

The percentage of marks obtained by the aspect '**The curriculum gives scope for internship/ training/ research**' was 71.65 percent. Which means that students were given 71.65 out of 100 Marks on the ninth aspect related to the curriculum followed by the University during 2020-21

**10. Appropriate teaching-learning methods are proposed in the curriculum.**

The percentage of marks obtained by the aspect '**Appropriate teaching-learning methods are proposed in the curriculum**' was 93.03 percent. Which means that students were given 93.03 out of 100 Marks on the tenth aspect related to the curriculum followed by the University during 2020-21.



## FEEDBACK OF POSTGRADUATE STUDENTS IN THE ACADEMIC YEAR 2020-21

The ten different curriculum aspect on which the feedback where collected are the following:-

1. Quality of curriculum.
2. Syllabus is need based.
3. Syllabus was updated enough to meet the demand.
4. Course curriculum fulfilling your expectations.
5. Syllabus create interest to pursue higher studies
6. Rate the offering of the electives in terms of their relevance.
7. Depth of the course content.
8. The syllabus generates interest in the subject area.
9. The curriculum gives scope for internship/ training/ research.
10. Appropriate teaching-learning methods are proposed in the curriculum.

Students feedback collected in the year 2020-21 can be summarised in the following table. The first column of the table revealed the different aspects on which the feedback of the students was collected. The second column reveals the percentage of scores obtained for different aspects by the students. The average percentage score obtained on the curriculum aspect followed by the university was 80 percent. Which means that students were given an average mark of 80 out of 100 on the ten different aspects related to the curriculum followed by the University. A specific illustration of the percentage of marks obtained for different aspects of the curriculum are given in the following table:-

**Table 5**  
**STUDENTS FEEDBACK PG 2020-21**

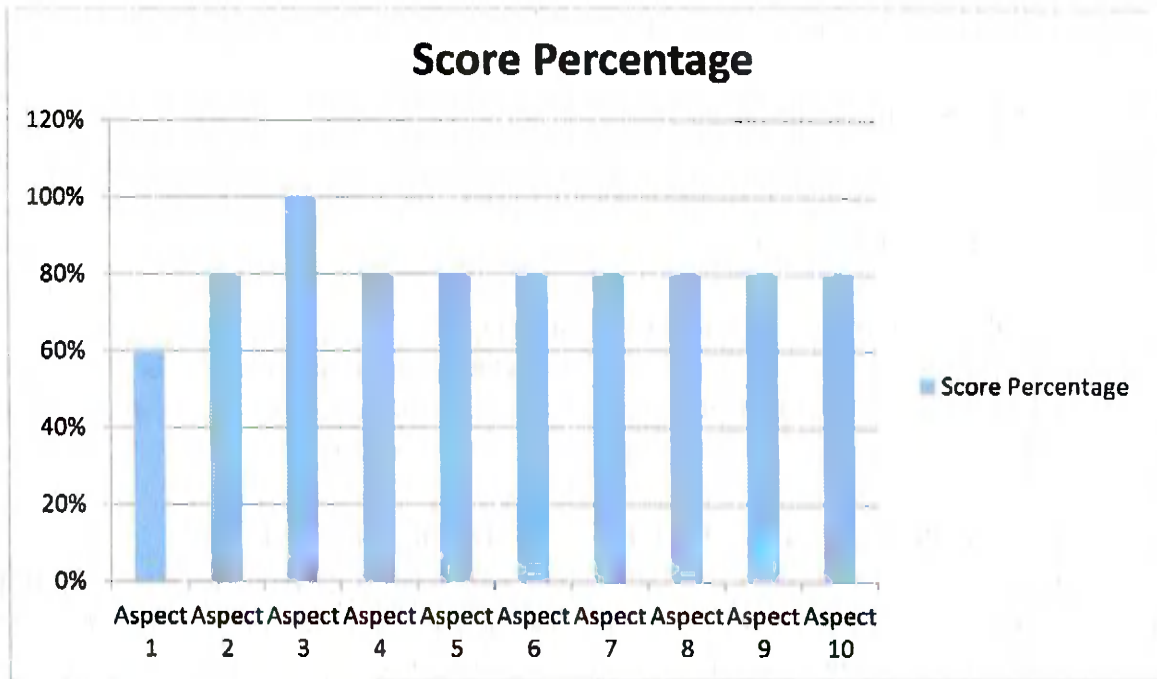
Aspect	Score Percentage
1	60%
2	80%
3	100%
4	80%
5	80%
6	80%
7	80%
8	80%
9	80%
10	80%

Source: Student's Feedback on Curriculum Aspect Collected in the Year 2020-21





**Figure No – 5**  
**Students Feedback (PG) on Curriculum Aspect for the Year 2020-21**



Source: Student's Feedback on Curriculum Aspect Collected in the Year 2020-21

**1. Quality of curriculum.**

The percentage of marks obtained by the aspect '**quality of curriculum**' was 60 percent. Which means that students were given 60 out of 100 Marks on the first aspect related to the curriculum followed by the University during 2020-21.

**2. Syllabus is need based.**

The percentage of marks obtained by the aspect '**syllabus is need based**' was 80 percent. Which means that students were given 80 out of 100 Marks on the Second aspect related to the syllabus followed by the University during 2020-21.

**3. Syllabus was updated enough to meet the demand.**

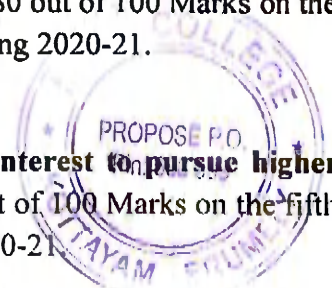
The percentage of marks obtained by the aspect '**Syllabus was updated enough to meet the demand**' was 100 percent. Which means that students were given 100 out of 100 Marks on the third aspect related to the curriculum followed by the University during 2020-21.

**4. Course curriculum fulfilling your expectations.**

The percentage of marks obtained by the aspect '**Course curriculum fulfilling your expectations**' was 80 percent. Which means that students were given 80 out of 100 Marks on the fourth aspect related to the curriculum followed by the University during 2020-21.

**5. Syllabus create interest to pursue higher studies**

The percentage of marks obtained by the aspect '**Syllabus creates interest to pursue higher studies**' was 80 percent. Which means that students were given 80 out of 100 Marks on the fifth aspect related to the curriculum followed by the University during 2020-21.



**6. Rate the offering of the electives in terms of their relevance.**

The percentage of marks obtained by the aspect '**Rate the offering of the electives in terms of their relevance**' was 80 percent. Which means that students were given 80 out of 100 Marks on the sixth aspect related to the curriculum followed by the University during 2020-21.

**7. Depth of the course content.**

The percentage of marks obtained by the aspect '**Depth of the course content**' was 80 percent. Which means that students were given 80 out of 100 Marks on the seventh aspect related to the curriculum followed by the University during 2020-21.

**8. The syllabus generates interest in the subject area.**

The percentage of marks obtained by the aspect '**The syllabus generates interest in the subject area**' was 80 percent. Which means that students were given 80 out of 100 Marks on the eighth aspect related to the curriculum followed by the University during 2020-21.

**9. The curriculum gives scope for internship/ training/ research.**

The percentage of marks obtained by the aspect '**The curriculum gives scope for internship/ training/ research**' was 80 percent. Which means that students were given 80 out of 100 Marks on the ninth aspect related to the curriculum followed by the University during 2020-21

**10. Appropriate teaching-learning methods are proposed in the curriculum.**

The percentage of marks obtained by the aspect '**Appropriate teaching-learning methods are proposed in the curriculum**' was 80 percent. Which means that students were given 80 out of 100 Marks on the tenth aspect related to the curriculum followed by the University during 2020-21.



## EMPLOYER'S FEEDBACK FOR THE ACADEMIC YEAR 2020-21

Ten different aspects on which the feedbacks were collected from the employers are the following:-

1. Communication skill
2. Organisational behaviour
3. Leadership quality
4. Professional ethics
5. Professional commitment
6. The academic proficiency of your employee
7. Creative in response to workplace challenges
8. How do you rate the academic syllabus your employee has undergone?
9. How do you rate the curriculum your employee has undergone in terms of relevance for employability?
10. How do you rate the curriculum which your employee has undergone in terms of industry and professional relations?

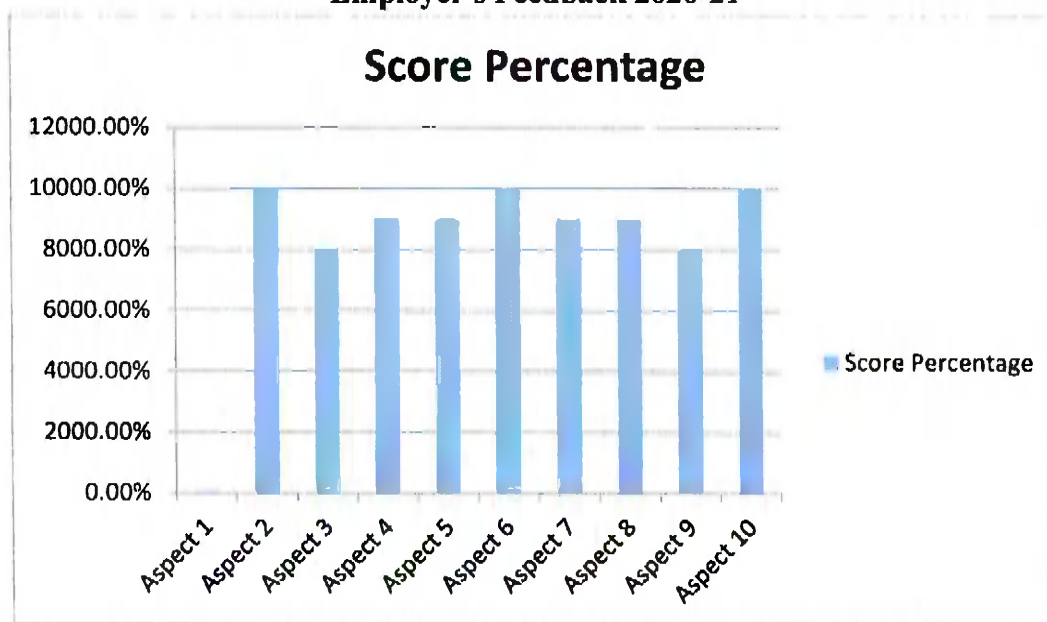
**Table 5**  
**Employer's Feedback 2020-21**

Aspects	Score Percentage
1	80.00%
2	100
3	80
4	90
5	90
6	100
7	90
8	90
9	80
10	100

**Source:** Employer's Feedback Collected in the Year 2020-21.



**Figure - 5**  
**Employer's Feedback 2020-21**



**Source:** Employer's Feedback Collected in the Year 2020-21.

**1. Communication skill.**

The percentage of score obtained by the aspect '**Communication skill**' was 80 percent. Which means that employers give 80 out of 100 Marks on the first aspect related to the employees' communication skill. This result reveals that the students have good communication skills.

**2. Organisational behaviour.**

The percentage of score obtained by the aspect '**organisational behaviour**' was 100 percent. Which means that employers gave 100 out of 100 Marks on the second aspect related to the employees' organisational behaviour. This result reveals that the Organisational ability of its students is excellent.

**3. Leadership quality.**

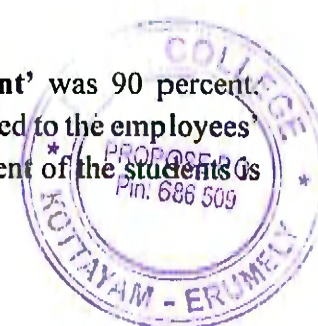
The percentage of score obtained by the aspect '**Leadership quality**' was 80 percent. Which means that employers give 80 out of 100 Marks on the third aspect related to the employees' leadership quality. This result reveals that the leadership quality of the students is fairly good.

**4. Professional ethics.**

The percentage of scores obtained by the aspect '**Professional ethics**' was 90 percent. Which means that employers give 90 out of 100 Marks on the fourth aspect related to the employees' professional ethics. This result reveals that the students of the institution have excellent professional ethics.

**5. Professional commitment.**

The percentage of score obtained by the aspect '**Professional commitment**' was 90 percent. Which means that employers give 90 out of 100 Marks on the fifth aspect related to the employees' professional commitment. This result reveals that the professional commitment of the students is excellent.



#### **6. The academic proficiency of your employee.**

The percentage of score obtained by the aspect '**The academic proficiency of your employee**' was 100 percent. Which means that employers give 100 out of 100 Marks on the sixth aspect related to the employees' academic proficiency. This result reveals that the academic proficiency of the employee is excellent.

#### **7. Creative in response to workplace challenges.**

The percentage of score obtained by the aspect '**Creative in response to workplace challenges**' was 90 percent. Which means that employers give 90 out of 100 Marks on the seventh aspect related to the employees' creativity is responding to the workplace challenges. This result reveals that the employee shows excellent creativity in responding to workplace challenges.

#### **8. How do you rate the academic syllabus your employee has undergone?**

The percentage of score obtained by the aspect '**How do you rate the academic syllabus your employee has undergone?**' was 90 percent. Which means that employers give 90 out of 100 Marks on the eighth aspect related to the academic syllabus that the employee has undergone. This result reveals that the employee has undergone an excellent academic syllabus.

#### **9. How do you rate the curriculum your employee has undergone in terms of relevance for employability?**

The percentage of score obtained by the aspect '**How do you rate the curriculum your employee has undergone in terms of relevance for employability?**' was 80 percent. Which means that employers give 80 out of 100 Marks on the ninth aspect related to the curriculum undergone by the employee in terms of the employability. This result reveals that the employee has undergone a fairly good curriculum in terms of relevance of employability.

#### **10. How do you rate the curriculum which your employee has undergone in terms of industry and professional relations?**

The percentage of score obtained by the aspect '**How do you rate the curriculum which your employee has undergone in terms of industry and professional relations?**' was 100 percent. Which means that employers give 100 out of 100 Marks on the tenth aspect related to the curriculum undergone by the employee in terms of the industry and professional relations. This result reveals that the employee has undergone an excellent curriculum in terms of industry and professional relations.





## ALUMNI FEEDBACK 2020-21

Six different curriculum aspects and nine other aspects on which the feedback where collected from the alumnus are the following:-

### Curriculum Aspects

1. How would you rate the curriculum prescribed for your degree by MG University?
2. How do you rate the course curriculum for fulfilling your expectations?
3. How do you rate the relevance of your degree to your present job?
4. How would you rate the syllabus for fulfilling your professional competencies?
5. How do you rate the syllabus for helping your higher studies?
6. How do you rate the curriculum delivery by our institution?

### Other Aspects

1. Admission procedure
2. Fee structure
3. Institutional environment
4. Infrastructure
5. Quality assurance
6. Progression and placement
7. Social and emotional well-being
8. Ethical and value based education
9. Co-curricular activities

Alumni feedback collected in the year 2020-21 can be summarised in the following table. The first column of the table revealed the different aspects on which the feedback of the students was collected. The second column reveals that the percentage of scores obtained for different curriculum aspects by the students and the third column reveals that the percentage of scores obtained for different other aspects by the former students of the institution. The average percentage score obtained on the curriculum aspect was 84 percent and the average percentage score obtained on the other aspects was 81 percent. Which means that students were gave an average mark of 84 out of 100 on the six different aspects related to the curriculum followed by the University and 81 out of 100 on the nine different other aspects for further improvement of the institution. A specific illustration of the percentage of marks obtained for curriculum and other different aspects are given in the following table:-

Table – 1

### Alumni Feedback on Curricular and Other Aspect for the Academic Year 2020-21

Aspects	Curricular Aspects	Other Aspects
1	90.00%	80.81%
2	85.39%	87.25%
3	78.22%	86.51%
4	87.42%	82.62%
5	86.10%	85%

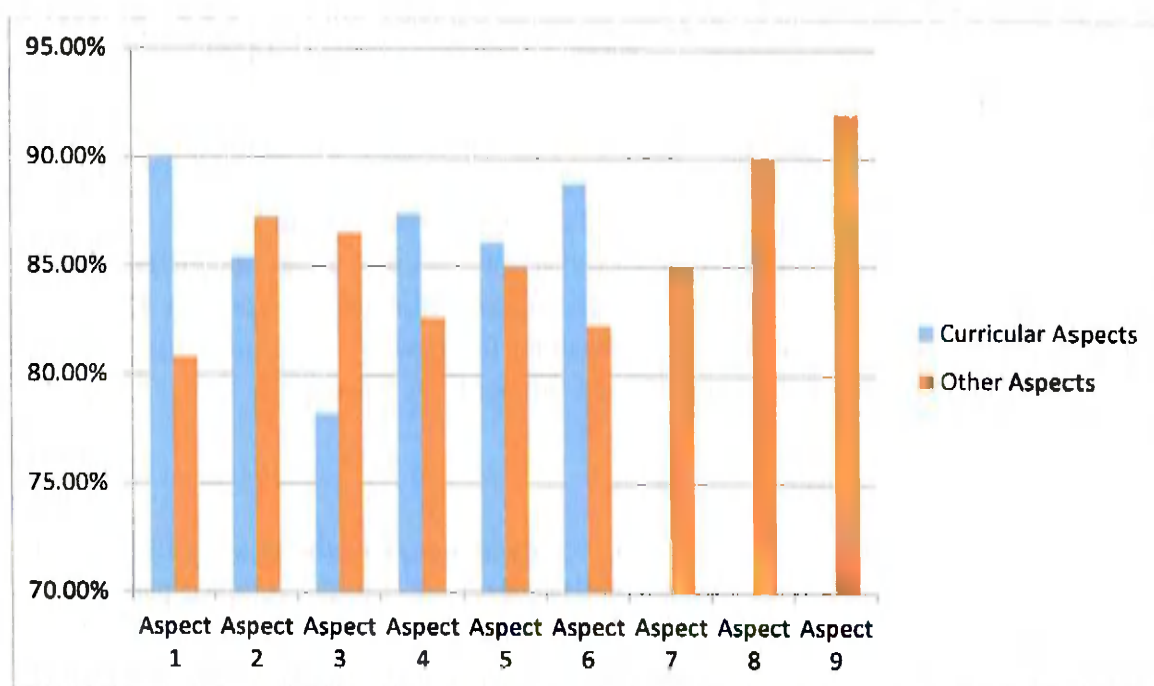


6	88.82%	82.25%
7		85%
8		89.97%
9		92%

Source: Alumni Feedback on Curricular and Other Aspects Collected in the Year 2020-21

Figure – 1

### Alumni Feedback on Curricular and Other Aspect for the Academic Year 2020-21



Source: Alumni Feedback on Curricular and Other Aspects Collected in the Year 2020-21

### Curriculum Aspects

#### 1. How would you rate the curriculum prescribed for your degree by MG University?

The percentage of marks obtained by the aspect 'How would you rate the curriculum prescribed for your degree by MG University' was 90 percent. Which means that students were gave 90 out of 100 Marks on the first aspect related to the curriculum followed by the University during 2020-21. We can interpret it as a rating lying in between four and five stars.

#### 2. How do you rate the course curriculum for fulfilling your expectations?

The percentage of marks obtained by the aspect 'How would you rate the course curriculum for fulfilling your expectations' was 85.39 percent. Which means that students were gave 85.39 out of 100 Marks on the second aspect related to the curriculum followed by the University during 2020-21. We can interpret it as a rating lying in between four and five stars.



### **3. How do you rate the relevance of your degree to your present job?**

The percentage of marks obtained by the aspect 'How would you rate the relevance of your degree to your present job' was 78.22 percent. Which means that students were gave 78.22 out of 100 Marks on the third aspect related to the curriculum followed by the University during 2020-21. We can interpret it as a rating lying in between four and give stars.

### **4. How would you rate the syllabus for fulfilling your professional competencies?**

The percentage of marks obtained by the aspect 'How would you rate the syllabus for fulfilling your professional competencies' was 87.42 percent. Which means that students were gave 87.42 out of 100 Marks on the forth aspect related to the curriculum followed by the University during 2020-21. We can interpret it as a rating lying in between four and five stars.

### **5. How do you rate the syllabus for helping your higher studies?**

The percentage of marks obtained by the aspect 'How would you rate the syllabus for helping your higher studies' was 86.10 percent. Which means that students were gave 86.10 out of 100 Marks on the fifth aspect related to the curriculum followed by the University during 2020-21. We can interpret it as a rating lying in between four and five stars.

### **6. How do you rate the curriculum delivery by our institution?**

The percentage of marks obtained by the aspect 'How would you rate the curriculum delivery by our institution' was 88.82 percent. Which means that students were gave 88.82 out of 100 Marks on the sixth aspect related to the curriculum followed by the University during 2020-21. We can interpret it as a rating lying in between four and five stars.

## **Other Aspects**

### **1. Admission procedure**

The percentage of marks obtained by the aspect 'Admission procedure' was 80.81percent. Which means that students were gave 80.81 out of 100 Marks on the first other aspect related to the admission procedure followed by the University during 2020-21. We can interpret it as a rating of four stars.

### **2. Fee structure**

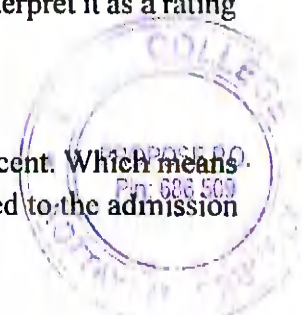
The percentage of marks obtained by the aspect 'fee structure' was 87.25percent. Which means that students were gave 87.25 out of 100 Marks on the second other aspect related to the admission procedure followed by the University during 2020-21. We can interpret it as a rating lying in between four and five stars.

### **3. Institutional environment**

The percentage of marks obtained by the aspect 'Institutional environment' was 86.51percent. Which means that students were gave 86.51 out of 100 Marks on the third other aspect related to the admission procedure followed by the University during 2020-21. We can interpret it as a rating lying in between four and give stars.

### **4. Infrastructure**

The percentage of marks obtained by the aspect 'Infrastructure' was 82.62percent. Which means that students were gave 82.62 out of 100 Marks on the forth other aspect related to the admission



procedure followed by the University during 2020-21. We can interpret it as a rating lying in between four and five stars.

#### **5. Quality assurance**

The percentage of marks obtained by the aspect '**Quality assurance**' was 85percent. Which means that students were gave 85 out of 100 Marks on the fifth other aspect related to the admission procedure followed by the University during 2020-21. We can interpret it as a rating lying in between four and five stars.

#### **6. Progression and placement**

The percentage of marks obtained by the aspect '**Progression and placement**' was 82.25percent. Which means that students were gave 82.25 out of 100 Marks on the sixth other aspect related to the admission procedure followed by the University during 2020-21. We can interpret it as a rating lying in between four and five stars.

#### **7. Social and emotional well-being**

The percentage of marks obtained by the aspect '**Social and emotional well-being**' was 85 percent. Which means that students were gave 85 out of 100 Marks on the seventh other aspect related to the admission procedure followed by the University during 2020-21. We can interpret it as a rating lying in between four and five stars.


#### **8. Ethical and value based education**

The percentage of marks obtained by the aspect '**Admission procedure**' was 89.97percent. Which means that students were gave 89.97 out of 100 Marks on the eighth other aspect related to the admission procedure followed by the University during 2020-21. We can interpret it as a rating lying in between four and five stars.

#### **9. Co-curricular activities**

The percentage of marks obtained by the aspect '**Admission procedure**' was 92percent. Which means that students were gave 92 out of 100 Marks on the ninth other aspect related to the admission procedure followed by the University during 2020-21. We can interpret it as a rating lying in between four and five stars.



  
Prof. (Dr.) ANIL K. IAR S.  
PRINCIPAL,  
MES COLLEGE, TUMELY

