



MES COLLEGE ERUMELY

TEACHER'S FEEDBACK 2018 – 2019

1. Aim and objective of the syllabus are well defined.

Criteria	Weight	Responses	Percentage
Excellent	5	2	7.7
Very Good	4	17	65.4
Good	3	7	26.9
Satisfactory	2	0	0
Poor	1	0	0

Regarding the statement, 'aim and objective of the syllabus are well defined' 17 teachers revealed their response as 'very good' which constitute 65.4% of the population. 5 out of 21 teachers said 'good' which constitute 26.9% of the total respondents.

2. The curriculum is as per the needs of students.

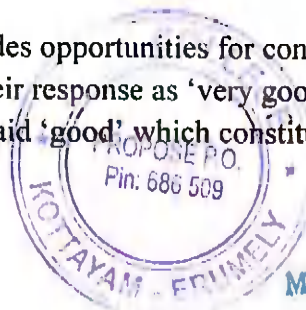
Criteria	Weight	Responses	Percentage
Excellent	5	0	0
Very Good	4	13	54.1
Good	3	11	45.8
Satisfactory	2	0	0
Poor	1	0	0

Regarding the statement, 'The curriculum is as per the needs of students' 13 teachers revealed their response as 'very good' which constitute 54.1% of the population. 5 out of 24 teachers said 'good' which constitute 45.8% of the total respondents

3. The curriculum provides opportunities for conducting research and project related activities.

Criteria	Weight	Responses	Percentage
Excellent	5	3	11.5
Very Good	4	12	46.15
Good	3	8	30.8
Satisfactory	2	3	11.5
Poor	1	0	0

Regarding the statement, 'The curriculum provides opportunities for conducting research and project related activities' 12 teachers revealed their response as 'very good' which constitute 46.15% of the population. 5 out of 26 teachers said 'good' which constitute 30.8% of the total respondents



Principal
MES COLLEGE ERUMELY

4. The curriculum is balanced with regard to the theoretical and practical knowledge.

Criteria	Weight	Responses	Percentage
Excellent	5	3	11.5
Very Good	4	12	46.15
Good	3	7	26.9
Satisfactory	2	4	15.4
Poor	1	0	0

Regarding the statement, 'The curriculum is balanced with regard to the theoretical and practical knowledge' 12 teachers revealed their response as 'very good' which constitute 46.15% of the population. 5 out of 26 teachers said 'good' which constitute 26.9% of the total respondents

5. The curriculum development procedure needs improvement.

Criteria	Weight	Responses	Percentage
Excellent	5	2	7.7
Very Good	4	7	26.9
Good	3	16	61.5
Satisfactory	2	1	3.84
Poor	1	0	0

Regarding the statement, 'The curriculum development procedure needs improvement' 7 teachers revealed their response as 'very good' which constitute 26.9% of the population. 5 out of 26 teachers said 'good' which constitute 61.5% of the total respondents

6. Syllabus is sufficient to bridge the gap between industry, students/current global scenarios and academics.

Criteria	Weight	Responses	Percentage
Excellent	5	0	0
Very Good	4	10	38.46
Good	3	12	46.15
Satisfactory	2	2	7.7
Poor	1	2	7.7

Regarding the statement, 'Syllabus is sufficient to bridge the gap between industry, students/current global scenarios and academics' 10 teachers revealed their response as 'very good' which constitute 38.46% of the population. 5 out of 26 teachers said 'good' which constitute 46.15% of the total respondents

7. The depth of the course content is adequate to have significant learning outcomes

Criteria	Weight	Responses	Percentage
Excellent	5	0	0
Very Good	4	14	53.84
Good	3	9	34.6

Satisfactory	2	3	11.5
Poor	1	0	0

Regarding the statement, 'The depth of the course content is adequate to have significant learning outcomes' 14 teachers revealed their response as 'very good' which constitute 53.84% of the population. 5 out of 26 teachers said 'good' which constitute 34.6% of the total respondents

8. The system followed by the university for the design and development of curriculum is effective

Criteria	Weight	Responses	Percentage
Excellent	5	1	3.84
Very Good	4	12	6.15
Good	3	7	26.9
Satisfactory	2	6	23.1
Poor	1	0	0

Regarding the statement, 'The system followed by the university for the design and development of curriculum is effective' 12 teachers revealed their response as 'very good' which constitute 6.15% of the population. 5 out of 20 teachers said 'good' which constitute 26.9% of the total respondents

9. Rate the course in terms to their relevance to the latest and I or the future technologies.

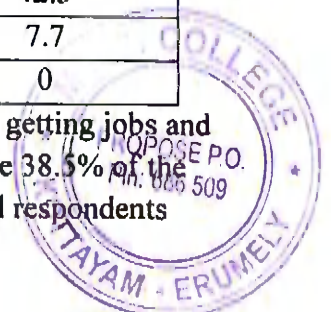
Criteria	Weight	Responses	Percentage
Excellent	5	0	0
Very Good	4	13	50
Good	3	17	42.30
Satisfactory	2	2	7.7
Poor	1	0	0

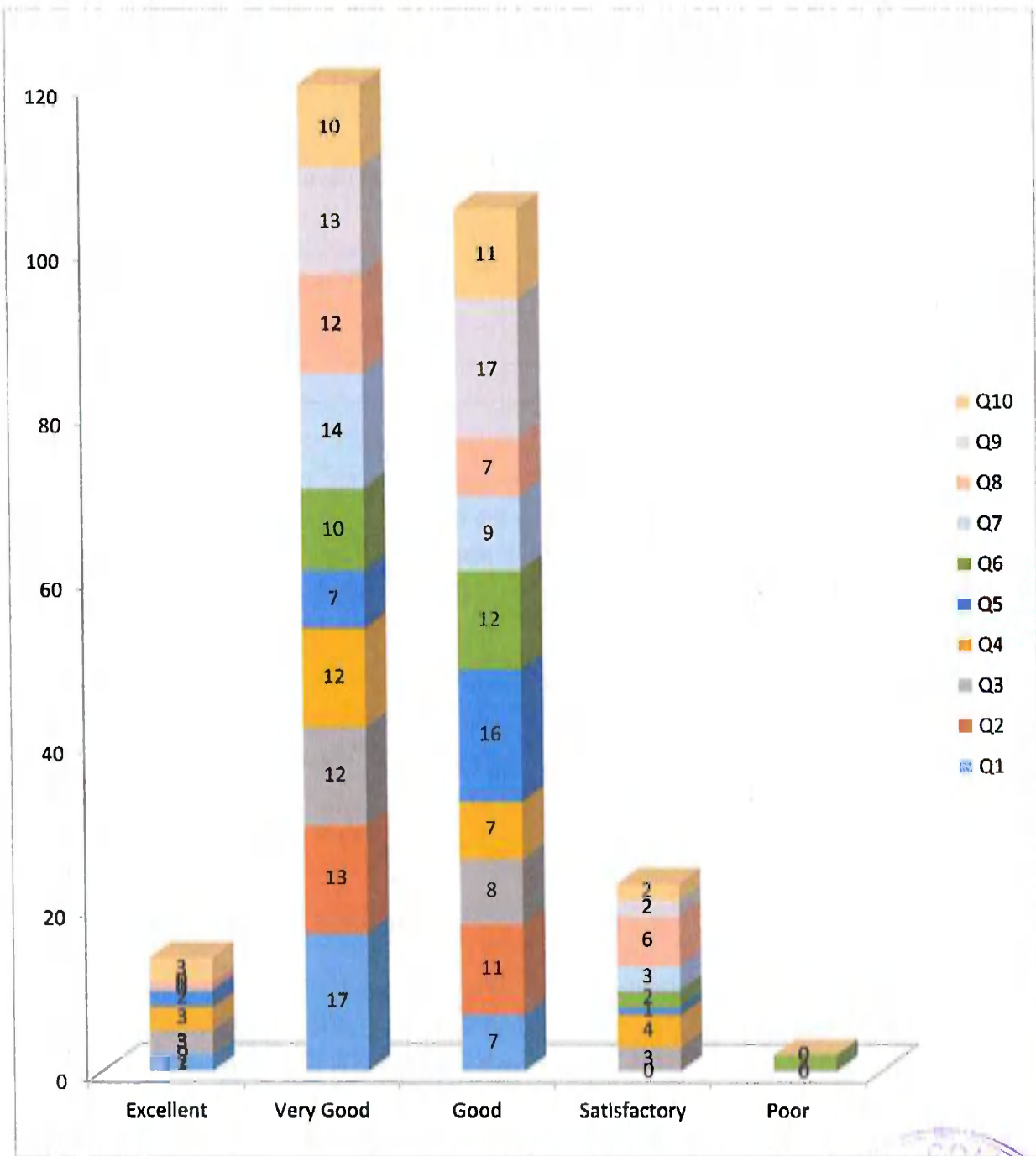
Regarding the statement, 'Rate the course in terms to their relevance to the latest and I or the future technologies.' 12 teachers revealed their response as 'very good' which constitute 50% of the population. 5 out of 32 teachers said 'good' which constitute 42.30% of the total respondents

10. Rate the college activities that help your students in getting jobs and placements.

Criteria	Weight	Responses	Percentage
Excellent	5	3	11.5
Very Good	4	10	38.5
Good	3	11	42.3
Satisfactory	2	2	7.7
Poor	1	0	0

Regarding the statement, 'Rate the college activities that help your students in getting jobs and placements.' 10 teachers revealed their response as 'very good' which constitute 38.5% of the population. 5 out of 26 teachers said 'good' which constitute 42.3% of the total respondents





FEEDBACK OF UNDERGRADUATE STUDENTS IN THE ACADEMIC YEAR 2018-19

The ten different curriculum aspect on which the feedback where collected are the following:-

1. Quality of curriculum.
2. Syllabus is need based.
3. Syllabus was updated enough to meet the demand.
4. Course curriculum fulfilling your expectations.
5. Syllabus create interest to pursue higher studies
6. Rate the offering of the electives in terms of their relevance.
7. Depth of the course content.
8. The syllabus generates interest in the subject area.
9. The curriculum gives scope for internship/ training/ research.
10. Appropriate teaching-learning methods are proposed in the curriculum.

Students feedback collected in the year 2018-19 can be summarised in the following table. The first column of the table revealed the different aspects on which the feedback of the students was collected. The second column reveals the percentage of scores obtained for different aspects by the students. The average percentage score obtained on the curriculum aspect followed by the university was 74.16 percent. Which means that students were given an average mark of 74.16 out of 100 on the ten different aspects related to the curriculum followed by the University. A specific illustration of the percentage of marks obtained for different aspects of the curriculum are given in the following table:-

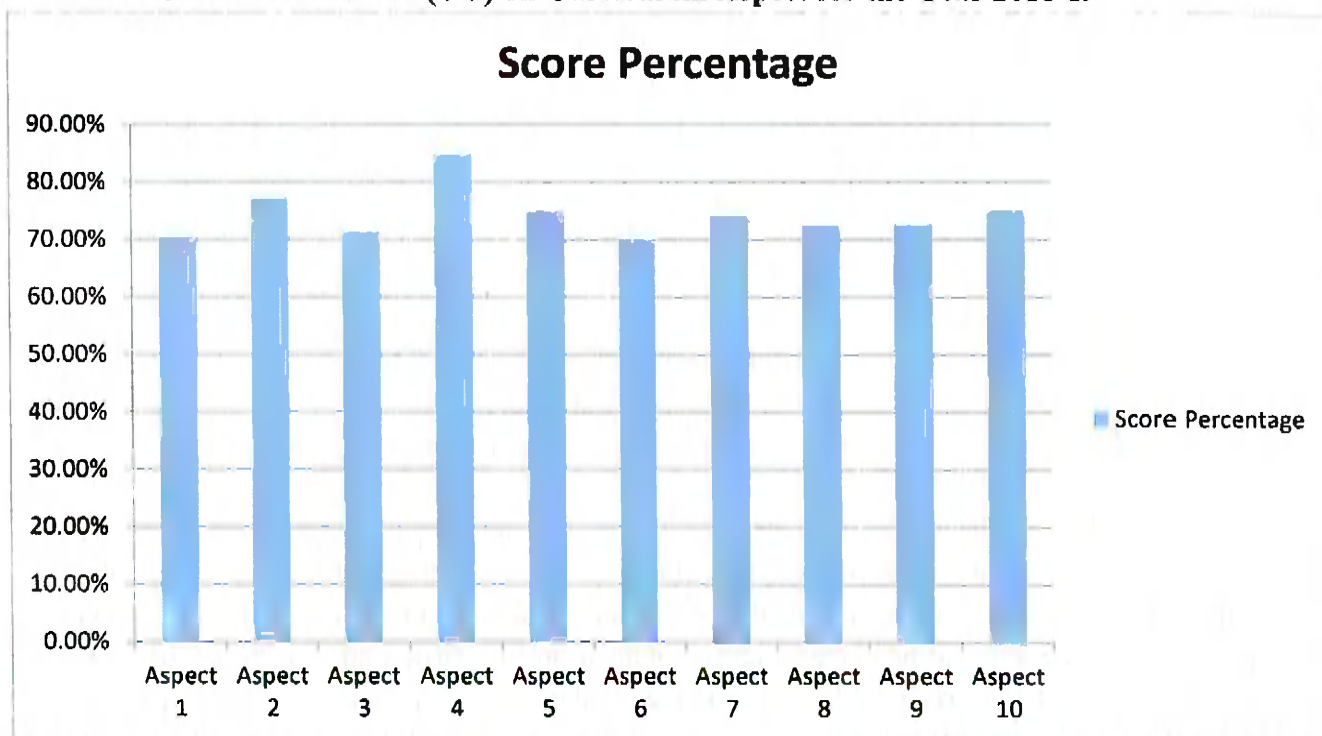
Table 3
STUDENTS FEEDBACK UG 2018-19

Aspects	Score Percentage
1	70.26%
2	77.08%
3	71.20%
4	84.63%
5	74.79%
6	69.65%
7	73.92%
8	72.39%
9	72.62%
10	75.06%

Source: Student's Feedback on Curriculum Aspect Collected in the Year 2018-19



Figure No – 3
Students Feedback (UG) on Curriculum Aspect for the Year 2018-19



Source: Student's Feedback on Curriculum Aspect Collected in the Year 2018-19

1. Quality of curriculum.

The percentage of marks obtained by the aspect '**quality of curriculum**' was 70.26 percent. Which means that students were given 70.26 out of 100 Marks on the first aspect related to the curriculum followed by the University during 2018-19.

2. Syllabus is need based.

The percentage of marks obtained by the aspect '**syllabus is need based**' was 77.08 percent. Which means that students were given 77.08 out of 100 Marks on the Second aspect related to the syllabus followed by the University during 2018-19.

3. Syllabus was updated enough to meet the demand.


The percentage of marks obtained by the aspect '**Syllabus was updated enough to meet the demand**' was 71.20 percent. Which means that students were given 71.20 out of 100 Marks on the third aspect related to the curriculum followed by the University during 2018-19.

4. Course curriculum fulfilling your expectations.

The percentage of marks obtained by the aspect '**Course curriculum fulfilling your expectations**' was 84.63 percent. Which means that students were given 84.63 out of 100 Marks on the fourth aspect related to the curriculum followed by the University during 2018-19.

5. Syllabus create interest to pursue higher studies

The percentage of marks obtained by the aspect '**Syllabus creates interest to pursue higher studies**' was 74.79 percent. Which means that students were given 74.79 out of 100 Marks on the fifth aspect related to the curriculum followed by the University during 2018-19.



6. Rate the offering of the electives in terms of their relevance.

The percentage of marks obtained by the aspect '**Rate the offering of the electives in terms of their relevance**' was 69.65 percent. Which means that students were given 69.65 out of 100 Marks on the sixth aspect related to the curriculum followed by the University during 2018-19.

7. Depth of the course content.

The percentage of marks obtained by the aspect '**Depth of the course content**' was 73.92 percent. Which means that students were given 73.92 out of 100 Marks on the seventh aspect related to the curriculum followed by the University during 2018-19.

8. The syllabus generates interest in the subject area.

The percentage of marks obtained by the aspect '**The syllabus generates interest in the subject area**' was 72.39 percent. Which means that students were given 72.39 out of 100 Marks on the eighth aspect related to the curriculum followed by the University during 2018-19.

9. The curriculum gives scope for internship/ training/ research.

The percentage of marks obtained by the aspect '**The curriculum gives scope for internship/ training/ research**' was 72.62 percent. Which means that students were given 72.62 out of 100 Marks on the ninth aspect related to the curriculum followed by the University during 2018-19

10. Appropriate teaching-learning methods are proposed in the curriculum.

The percentage of marks obtained by the aspect '**Appropriate teaching-learning methods are proposed in the curriculum**' was 75.06 percent. Which means that students were given 75.06 out of 100 Marks on the tenth aspect related to the curriculum followed by the University during 2018-19.

FEEDBACK OF POSTGRADUATE STUDENTS IN THE ACADEMIC YEAR 2018-19

The ten different curriculum aspect on which the feedback where collected are the following:-

1. Quality of curriculum.
2. Syllabus is need based.
3. Syllabus was updated enough to meet the demand.
4. Course curriculum fulfilling your expectations.
5. Syllabus create interest to pursue higher studies
6. Rate the offering of the electives in terms of their relevance.
7. Depth of the course content.
8. The syllabus generates interest in the subject area.
9. The curriculum gives scope for internship/ training/ research.
10. Appropriate teaching-learning methods are proposed in the curriculum.

Students feedback collected in the year 2018-19 can be summarised in the following table. The first column of the table revealed the different aspects on which the feedback of the students was collected. The second column reveals the percentage of scores obtained for different aspects by the students. The average percentage score obtained on the curriculum aspect followed by the university was 88 percent. Which means that students were given an average mark of 88 out of 100 on the ten different aspects related to the curriculum followed by the University. A specific illustration of the percentage of marks obtained for different aspects of the curriculum are given in the following table:-

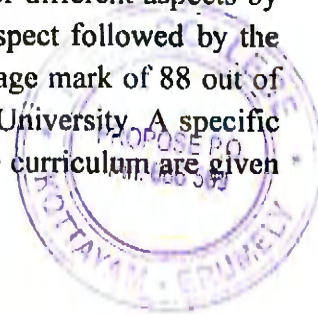
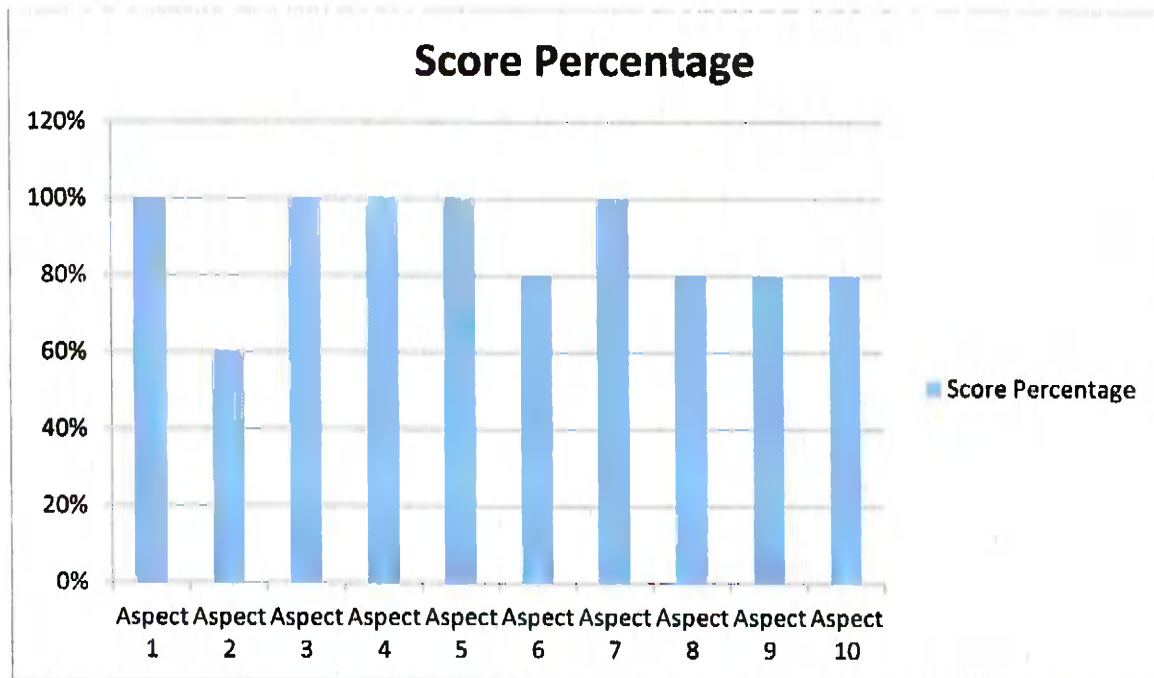


Table 3
STUDENTS FEEDBACK PG 2018-19

Aspects	Score Percentage
1	100%
2	60%
3	100%
4	100%
5	100%
6	80%
7	100%
8	80%
9	80%
10	80%

Source: Student's Feedback on Curriculum Aspect Collected in the Year 2018-19

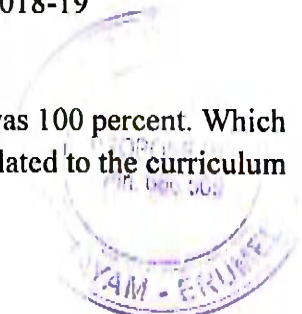
Figure No – 3
Students Feedback (PG) on Curriculum Aspect for the Year 2018-19



Source: Student's Feedback on Curriculum Aspect Collected in the Year 2018-19

1. Quality of curriculum.

The percentage of marks obtained by the aspect 'quality of curriculum' was 100 percent. Which means that students were given 100 out of 100 Marks on the first aspect related to the curriculum followed by the University during 2018-19.



2. Syllabus is need based.

The percentage of marks obtained by the aspect '**syllabus is need based**' was 60 percent. Which means that students were given 60 out of 100 Marks on the Second aspect related to the syllabus followed by the University during 2018-19.

3. Syllabus was updated enough to meet the demand.

The percentage of marks obtained by the aspect '**Syllabus was updated enough to meet the demand**' was 100 percent. Which means that students were given 100 out of 100 Marks on the third aspect related to the curriculum followed by the University during 2018-19.

4. Course curriculum fulfilling your expectations.

The percentage of marks obtained by the aspect '**Course curriculum fulfilling your expectations**' was 100 percent. Which means that students were given 100 out of 100 Marks on the fourth aspect related to the curriculum followed by the University during 2019-19.

5. Syllabus create interest to pursue higher studies

The percentage of marks obtained by the aspect '**Syllabus creates interest to pursue higher studies**' was 100 percent. Which means that students were given 100 out of 100 Marks on the fifth aspect related to the curriculum followed by the University during 2018-19.

6. Rate the offering of the electives in terms of their relevance.

The percentage of marks obtained by the aspect '**Rate the offering of the electives in terms of their relevance**' was 80 percent. Which means that students were given 80 out of 100 Marks on the sixth aspect related to the curriculum followed by the University during 2018-19.

7. Depth of the course content.

The percentage of marks obtained by the aspect '**Depth of the course content**' was 100 percent. Which means that students were given 100 out of 100 Marks on the seventh aspect related to the curriculum followed by the University during 2018-19.

8. The syllabus generates interest in the subject area.


The percentage of marks obtained by the aspect '**The syllabus generates interest in the subject area**' was 80 percent. Which means that students were given 80 out of 100 Marks on the eighth aspect related to the curriculum followed by the University during 2018-19.

9. The curriculum gives scope for internship/ training/ research.

The percentage of marks obtained by the aspect '**The curriculum gives scope for internship/ training/ research**' was 80 percent. Which means that students were given 80 out of 100 Marks on the ninth aspect related to the curriculum followed by the University during 2018-19.

10. Appropriate teaching-learning methods are proposed in the curriculum.

The percentage of marks obtained by the aspect '**Appropriate teaching-learning methods are proposed in the curriculum**' was 80 percent. Which means that students were given 80 out of 100 Marks on the tenth aspect related to the curriculum followed by the University during 2018-19.



FEEDBACK OF UNDERGRADUATE STUDENTS IN THE ACADEMIC YEAR 2018-19

The ten different curriculum aspect on which the feedback where collected are the following:-

11. Quality of curriculum.
12. Syllabus is need based.
13. Syllabus was updated enough to meet the demand.
14. Course curriculum fulfilling your expectations.
15. Syllabus create interest to pursue higher studies
16. Rate the offering of the electives in terms of their relevance.
17. Depth of the course content.
18. The syllabus generates interest in the subject area.
19. The curriculum gives scope for internship/ training/ research.
20. Appropriate teaching-learning methods are proposed in the curriculum.

Students feedback collected in the year 2018-19 can be summarised in the following table. The first column of the table revealed the different aspects on which the feedback of the students was collected. The second column reveals the percentage of scores obtained for different aspects by the students. The average percentage score obtained on the curriculum aspect followed by the university was 74.16 percent. Which means that students were given an average mark of 74.16 out of 100 on the ten different aspects related to the curriculum followed by the University. A specific illustration of the percentage of marks obtained for different aspects of the curriculum are given in the following table:-

Table 1
STUDENTS FEEDBACK UG 2018-19

Aspects	Score Percentage
1	70.26%
2	77.08%
3	71.20%
4	84.63%
5	74.79%
6	69.65%
7	73.92%
8	72.39%
9	72.62%
10	75.06%

Source: Student's Feedback on Curriculum Aspect Collected in the Year 2018-19


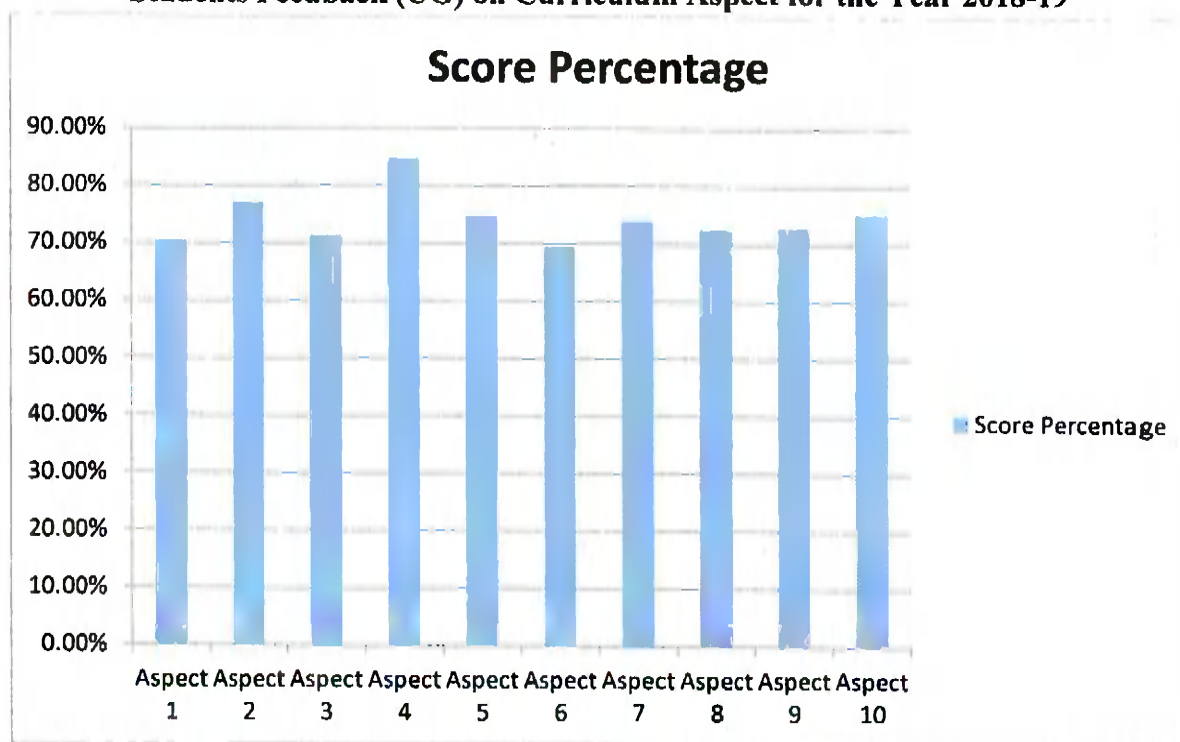


Figure No – 1
Students Feedback (UG) on Curriculum Aspect for the Year 2018-19



Source: Student's Feedback on Curriculum Aspect Collected in the Year 2018-19

1. Quality of curriculum.

The percentage of marks obtained by the aspect '**quality of curriculum**' was 70.26 percent. Which means that students were given 70.26 out of 100 Marks on the first aspect related to the curriculum followed by the University during 2018-19.

2. Syllabus is need based.

The percentage of marks obtained by the aspect '**syllabus is need based**' was 77.08 percent. Which means that students were given 77.08 out of 100 Marks on the Second aspect related to the syllabus followed by the University during 2018-19.

3. Syllabus was updated enough to meet the demand.


The percentage of marks obtained by the aspect '**Syllabus was updated enough to meet the demand**' was 71.20 percent. Which means that students were given 71.20 out of 100 Marks on the third aspect related to the curriculum followed by the University during 2018-19.

4. Course curriculum fulfilling your expectations.

The percentage of marks obtained by the aspect '**Course curriculum fulfilling your expectations**' was 84.63 percent. Which means that students were given 84.63 out of 100 Marks on the fourth aspect related to the curriculum followed by the University during 2018-19.

5. Syllabus create interest to pursue higher studies

The percentage of marks obtained by the aspect '**Syllabus creates interest to pursue higher studies**' was 74.79 percent. Which means that students were given 74.79 out of 100 Marks on the fifth aspect related to the curriculum followed by the University during 2018-19.



6. Rate the offering of the electives in terms of their relevance.

The percentage of marks obtained by the aspect '**Rate the offering of the electives in terms of their relevance**' was 69.65 percent. Which means that students were given 69.65 out of 100 Marks on the sixth aspect related to the curriculum followed by the University during 2018-19.

7. Depth of the course content.

The percentage of marks obtained by the aspect '**Depth of the course content**' was 73.92 percent. Which means that students were given 73.92 out of 100 Marks on the seventh aspect related to the curriculum followed by the University during 2018-19.

8. The syllabus generates interest in the subject area.

The percentage of marks obtained by the aspect '**The syllabus generates interest in the subject area**' was 72.39 percent. Which means that students were given 72.39 out of 100 Marks on the eighth aspect related to the curriculum followed by the University during 2018-19.

9. The curriculum gives scope for internship/ training/ research.

The percentage of marks obtained by the aspect '**The curriculum gives scope for internship/ training/ research**' was 72.62 percent. Which means that students were given 72.62 out of 100 Marks on the ninth aspect related to the curriculum followed by the University during 2018-19

10. Appropriate teaching-learning methods are proposed in the curriculum.

The percentage of marks obtained by the aspect '**Appropriate teaching-learning methods are proposed in the curriculum**' was 75.06 percent. Which means that students were given 75.06 out of 100 Marks on the tenth aspect related to the curriculum followed by the University during 2018-19.



FEEDBACK OF POSTGRADUATE STUDENTS IN THE ACADEMIC YEAR 2018-19

The ten different curriculum aspect on which the feedback where collected are the following:-

1. Quality of curriculum.
2. Syllabus is need based.
3. Syllabus was updated enough to meet the demand.
4. Course curriculum fulfilling your expectations.
5. Syllabus create interest to pursue higher studies
6. Rate the offering of the electives in terms of their relevance.
7. Depth of the course content.
8. The syllabus generates interest in the subject area.
9. The curriculum gives scope for internship/ training/ research.
10. Appropriate teaching-learning methods are proposed in the curriculum.

Students feedback collected in the year 2018-19 can be summarised in the following table. The first column of the table revealed the different aspects on which the feedback of the students was collected. The second column reveals the percentage of scores obtained for different aspects by the students. The average percentage score obtained on the curriculum aspect followed by the university was 88 percent. Which means that students were given an average mark of 88 out of 100 on the ten different aspects related to the curriculum followed by the University. A specific illustration of the percentage of marks obtained for different aspects of the curriculum are given in the following table:-

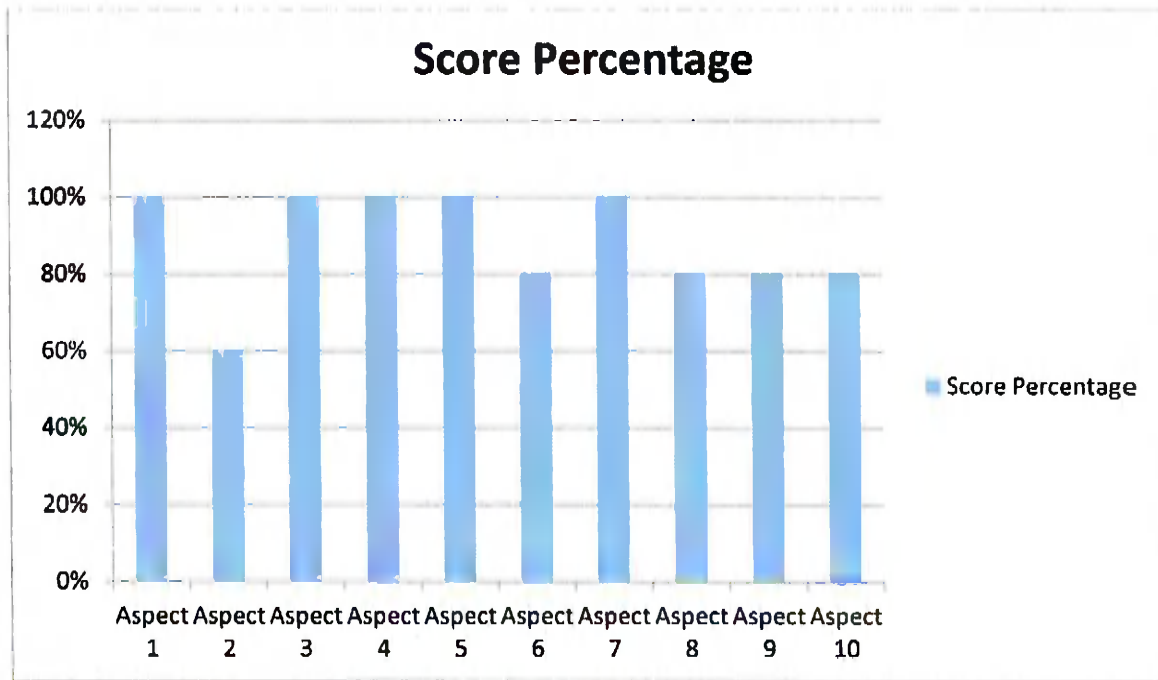
Table 3
STUDENTS FEEDBACK PG 2018-19

Aspects	Score Percentage
1	100%
2	60%
3	100%
4	100%
5	100%
6	80%
7	100%
8	80%
9	80%
10	80%

Source: Student's Feedback on Curriculum Aspect Collected in the Year 2018-19



Figure No – 3
Students Feedback (PG) on Curriculum Aspect for the Year 2018-19



Source: Student’s Feedback on Curriculum Aspect Collected in the Year 2018-19

1. Quality of curriculum.

The percentage of marks obtained by the aspect ‘**quality of curriculum**’ was 100 percent. Which means that students were given 100 out of 100 Marks on the first aspect related to the curriculum followed by the University during 2018-19.

2. Syllabus is need based.

The percentage of marks obtained by the aspect ‘**syllabus is need based**’ was 60 percent. Which means that students were given 60 out of 100 Marks on the Second aspect related to the syllabus followed by the University during 2018-19.

3. Syllabus was updated enough to meet the demand.


The percentage of marks obtained by the aspect ‘**Syllabus was updated enough to meet the demand**’ was 100 percent. Which means that students were given 100 out of 100 Marks on the third aspect related to the curriculum followed by the University during 2018-19.

4. Course curriculum fulfilling your expectations.

The percentage of marks obtained by the aspect ‘**Course curriculum fulfilling your expectations**’ was 100 percent. Which means that students were given 100 out of 100 Marks on the fourth aspect related to the curriculum followed by the University during 2019-19.

5. Syllabus create interest to pursue higher studies

The percentage of marks obtained by the aspect ‘**Syllabus creates interest to pursue higher studies**’ was 100 percent. Which means that students were given 100 out of 100 Marks on the fifth aspect related to the curriculum followed by the University during 2018-19.



6. Rate the offering of the electives in terms of their relevance.

The percentage of marks obtained by the aspect '**Rate the offering of the electives in terms of their relevance**' was 80 percent. Which means that students were given 80 out of 100 Marks on the sixth aspect related to the curriculum followed by the University during 2018-19.

7. Depth of the course content.

The percentage of marks obtained by the aspect '**Depth of the course content**' was 100 percent. Which means that students were given 100 out of 100 Marks on the seventh aspect related to the curriculum followed by the University during 2018-19.

8. The syllabus generates interest in the subject area.

The percentage of marks obtained by the aspect '**The syllabus generates interest in the subject area**' was 80 percent. Which means that students were given 80 out of 100 Marks on the eighth aspect related to the curriculum followed by the University during 2018-19.

9. The curriculum gives scope for internship/ training/ research.

The percentage of marks obtained by the aspect '**The curriculum gives scope for internship/ training/ research**' was 80 percent. Which means that students were given 80 out of 100 Marks on the ninth aspect related to the curriculum followed by the University during 2018-19.

10. Appropriate teaching-learning methods are proposed in the curriculum.

The percentage of marks obtained by the aspect '**Appropriate teaching-learning methods are proposed in the curriculum**' was 80 percent. Which means that students were given 80 out of 100 Marks on the tenth aspect related to the curriculum followed by the University during 2018-19.



EMPLOYER'S FEEDBACK FOR THE ACADEMIC YEAR 2018-19

Ten different aspects on which the feedbacks were collected from the employers are the following:-

1. Communication skill
2. Organisational behaviour
3. Leadership quality
4. Professional ethics
5. Professional commitment
6. The academic proficiency of your employee
7. Creative in response to workplace challenges
8. How do you rate the academic syllabus your employee has undergone?
9. How do you rate the curriculum your employee has undergone in terms of relevance for employability?
10. How do you rate the curriculum which your employee has undergone in terms of industry and professional relations?

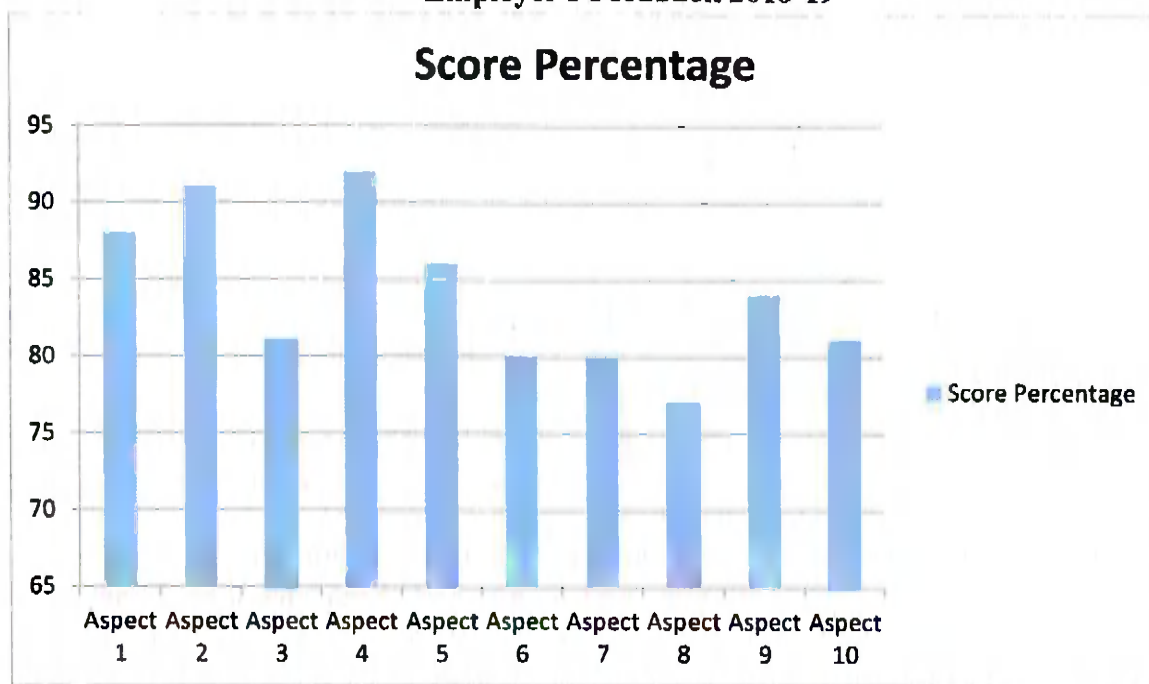
Table - 1
Employer's Feedback 2018-19

Aspects	Score Percentage
1	88
2	91
3	81
4	92
5	86
6	80
7	80
8	77
9	84
10	81

Source: Employer's Feedback Collected in the Year 2018-19.



Figure - 1
Employer's Feedback 2018-19



Source: Employer's Feedback Collected in the Year 2018-19.

1. Communication skill.

The percentage of score obtained by the aspect '**Communication skill**' was 88 percent. Which means that employers give 88 out of 100 Marks on the first aspect related to the employees' communication skill. This result reveals that the students have good communication skills.

2. Organisational behaviour.

The percentage of score obtained by the aspect '**organisational behaviour**' was 91 percent. Which means that employers gave 91 out of 100 Marks on the second aspect related to the employees' organisational behaviour. This result reveals that the Organisational ability of its students is excellent.

3. Leadership quality.


The percentage of score obtained by the aspect '**Leadership quality**' was 81 percent. Which means that employers give 81 out of 100 Marks on the third aspect related to the employees' leadership quality. This result reveals that the students have a fairly good leadership quality.

4. Professional ethics.

The percentage of scores obtained by the aspect '**Professional ethics**' was 92 percent. Which means that employers give 92 out of 100 Marks on the fourth aspect related to the employees' professional ethics. This result reveals that the students of the institution have excellent professional ethics.

5. Professional commitment.

The percentage of score obtained by the aspect '**Professional commitment**' was 86 percent. Which means that employers give 86 out of 100 Marks on the fifth aspect related to the employees'



professional commitment. This result reveals that the professional commitment of the students is fairly good.

6. The academic proficiency of your employee.

The percentage of score obtained by the aspect '**The academic proficiency of your employee**' was 80 percent. Which means that employers give 80 out of 100 Marks on the sixth aspect related to the employees' academic proficiency. This result reveals that the academic proficiency of the employee is fairly good.

7. Creative in response to workplace challenges.

The percentage of score obtained by the aspect '**Creative in response to workplace challenges**' was 80 percent. Which means that employers give 80 out of 100 Marks on the seventh aspect related to the employees' creativity is responding to the workplace challenges. This result reveals that the employee shows fairly good creativity in responding to workplace challenges.

8. How do you rate the academic syllabus your employee has undergone?

The percentage of score obtained by the aspect '**How do you rate the academic syllabus your employee has undergone?**' was 77 percent. Which means that employers give 77 out of 100 Marks on the eighth aspect related to the academic syllabus that the employee has undergone. This result reveals that the employee has undergone a fairly good academic syllabus.

9. How do you rate the curriculum your employee has undergone in terms of relevance for employability?

The percentage of score obtained by the aspect '**How do you rate the curriculum your employee has undergone in terms of relevance for employability?**' was 84 percent. Which means that employers give 84 out of 100 Marks on the ninth aspect related to the curriculum undergone by the employee in terms of the employability. This result reveals that the employee has undergone a good curriculum in terms of relevance of employability.

10. How do you rate the curriculum which your employee has undergone in terms of industry and professional relations?

The percentage of score obtained by the aspect '**How do you rate the curriculum which your employee has undergone in terms of industry and professional relations?**' was 81 percent. Which means that employers give 81 out of 100 Marks on the tenth aspect related to the curriculum undergone by the employee in terms of the industry and professional relations. This result reveals that the employee has undergone a good curriculum in terms of industry and professional relations.



ALUMNI FEEDBACK 2018-19

Six different curriculum aspects and nine other aspects on which the feedback where collected from the alumnus are the following:-

Curriculum Aspects

1. How would you rate the curriculum prescribed for your degree by MG University?
2. How do you rate the course curriculum for fulfilling your expectations?
3. How do you rate the relevance of your degree to your present job?
4. How would you rate the syllabus for fulfilling your professional competencies?
5. How do you rate the syllabus for helping your higher studies?
6. How do you rate the curriculum delivery by our institution?

Other Aspects

1. Admission procedure
2. Fee structure
3. Institutional environment
4. Infrastructure
5. Quality assurance
6. Progression and placement
7. Social and emotional well-being
8. Ethical and value based education
9. Co-curricular activities

Alumni feedback collected in the year 2018-19 can be summarised in the following table. The first column of the table revealed the different aspects on which the feedback of the students was collected. The second column reveals that the percentage of scores obtained for different curriculum aspects by the students and the third column reveals that the percentage of scores obtained for different other aspects by the former students of the institution. The average percentage score obtained on the curriculum aspect was 84 percent and the average percentage score obtained on the other aspects was 81 percent. Which means that students were gave an average mark of 84 out of 100 on the six different aspects related to the curriculum followed by the University and 81 out of 100 on the nine different other aspects for further improvement of the institution. A specific illustration of the percentage of marks obtained for curriculum and other different aspects are given in the following table:-

Table – 1

Alumni Feedback on Curricular and Other Aspect for the Academic Year 2018-19

Aspects	Curricular Aspects	Other Aspects
1	83.50%	80%
2	85%	79%
3	70.00%	76%
4	82.87%	80%
5	66%	80%
6	86%	74%

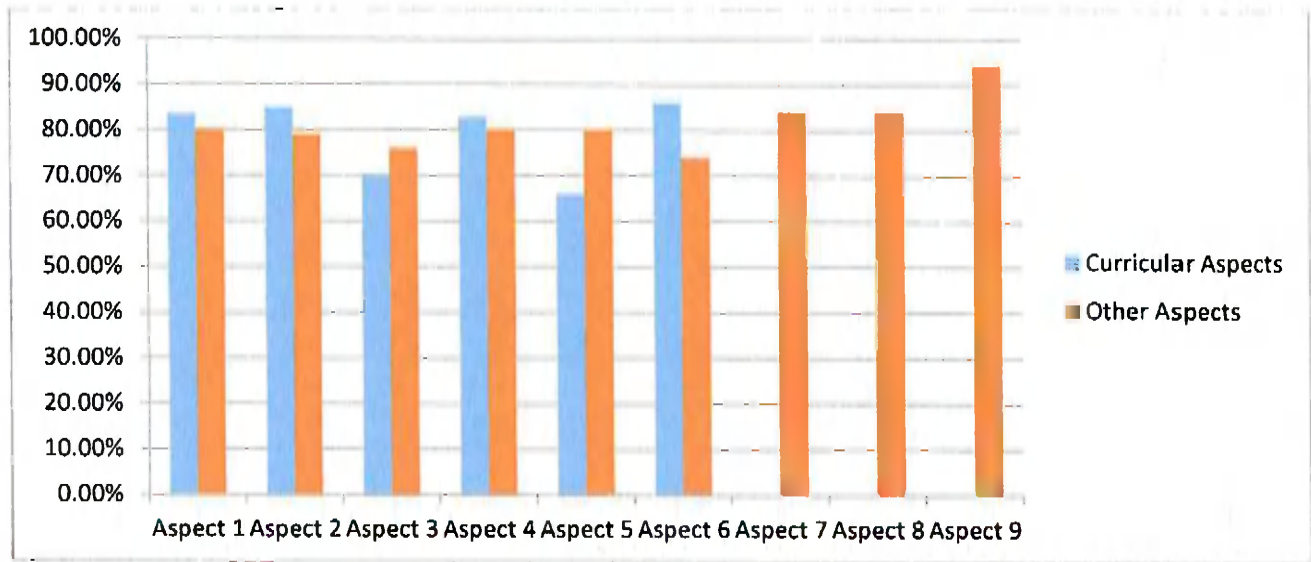


7		84%
8		84%
9		94%

Source: Alumni Feedback on Curricular and Other Aspects Collected in the Year 2018-19

Figure – 1

Alumni Feedback on Curricular and Other Aspect for the Academic Year 2018-19



Source: Alumni Feedback on Curricular and Other Aspects Collected in the Year 2018-19

Curriculum Aspects

1. How would you rate the curriculum prescribed for your degree by MG University?

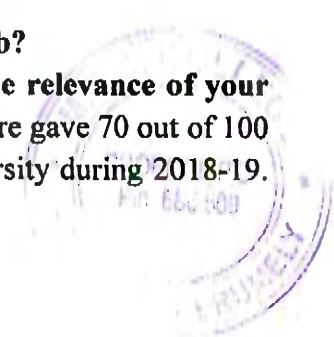
The percentage of marks obtained by the aspect ‘How would you rate the curriculum prescribed for your degree by MG University’ was 83.5 percent. Which means that students were gave 83.5 out of 100 Marks on the first aspect related to the curriculum followed by the University during 2016-17. We can interpret it as a rating lying in between four and five stars.

2. How do you rate the course curriculum for fulfilling your expectations?

The percentage of marks obtained by the aspect ‘How would you rate the course curriculum for fulfilling your expectations’ was 85 percent. Which means that students were gave 85 out of 100 Marks on the second aspect related to the curriculum followed by the University during 2018-19. We can interpret it as a rating lying in between four and five stars.

3. How do you rate the relevance of your degree to your present job?

The percentage of marks obtained by the aspect ‘How would you rate the relevance of your degree to your present job’ was 70 percent. Which means that students were gave 70 out of 100 Marks on the third aspect related to the curriculum followed by the University during 2018-19. We can interpret it as a rating lying in between three and four stars.



4. How would you rate the syllabus for fulfilling your professional competencies?

The percentage of marks obtained by the aspect '**How would you rate the syllabus for fulfilling your professional competencies**' was 82.87 percent. Which means that students were gave 82.87 out of 100 Marks on the forth aspect related to the curriculum followed by the University during 2018-19. We can interpret it as a rating lying in between four and five stars.

5. How do you rate the syllabus for helping your higher studies?

The percentage of marks obtained by the aspect '**How would you rate the syllabus for helping your higher studies**' was 66 percent. Which means that students were gave 66 out of 100 Marks on the fifth aspect related to the curriculum followed by the University during 2018-19. We can interpret it as a rating lying in between three and four stars.

6. How do you rate the curriculum delivery by our institution?

The percentage of marks obtained by the aspect '**How would you rate the curriculum delivery by our institution**' was 86 percent. Which means that students were gave 86 out of 100 Marks on the sixth aspect related to the curriculum followed by the University during 2018-19. We can interpret it as a rating lying in between four and five stars.

Other Aspects

1. Admission procedure

The percentage of marks obtained by the aspect '**Admission procedure**' was 80 percent. Which means that students were gave 80 out of 100 Marks on the first other aspect related to the admission procedure followed by the University during 2018-19. We can interpret it as a rating of four stars.

2. Fee structure

The percentage of marks obtained by the aspect '**Fee structure**' was 79 percent. Which means that students were gave 79 out of 100 Marks on the second other aspect related to the admission procedure followed by the University during 2018-19. We can interpret it as a rating close to four stars.

3. Institutional environment

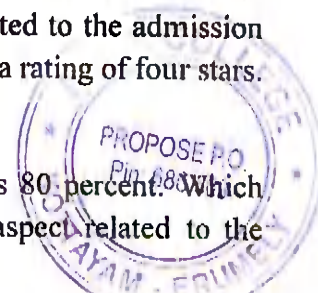
The percentage of marks obtained by the aspect '**Institutional environment**' was 76 percent. Which means that students were gave 76 out of 100 Marks on the third other aspect related to the admission procedure followed by the University during 2018-19. We can interpret it as a rating lying in between three and four stars.

4. Infrastructure

The percentage of marks obtained by the aspect '**Infrastructure**' was 80 percent. Which means that students were gave 80 out of 100 Marks on the forth other aspect related to the admission procedure followed by the University during 2018-19. We can interpret it as a rating of four stars.

5. Quality assurance

The percentage of marks obtained by the aspect '**Quality assurance**' was 80 percent. Which means that students were gave 80 out of 100 Marks on the fifth other aspect related to the



admission procedure followed by the University during 2018-19. We can interpret it as a rating of four stars.

6. Progression and placement

The percentage of marks obtained by the aspect '**Progression and placement**' was 74 percent. Which means that students were gave 74 out of 100 Marks on the sixth other aspect related to the admission procedure followed by the University during 2018-19. We can interpret it as a rating of four stars.

7. Social and emotional well-being


The percentage of marks obtained by the aspect '**Social and emotional well-being**' was 84 percent. Which means that students were gave 84 out of 100 Marks on the seventh other aspect related to the admission procedure followed by the University during 2018-19. We can interpret it as a rating lying in between four and five stars.

8. Ethical and value based education

The percentage of marks obtained by the aspect '**Ethical and value based education**' was 84 percent. Which means that students were gave 84 out of 100 Marks on the eighth other aspect related to the admission procedure followed by the University during 2018-19. We can interpret it as a rating lying in between four and five stars.

9. Co-curricular activities

The percentage of marks obtained by the aspect '**Co-curricular activities**' was 94 percent. Which means that students were gave 94 out of 100 Marks on the ninth other aspect related to the admission procedure followed by the University during 2016-17. We can interpret it as a rating lying in between four and five stars.


Prof. (Dr.) ANIL KUMAR S.
PRINCIPAL
MES COLLEGE ERUMELY

