



# MES COLLEGE ERUMELY

## TEACHER'S FEEDBACK 2017 – 2018

1. Aim and objective of the syllabus are well defined.

Criteria	Weight	Responses	Percentage
Excellent	5	0	0
Very Good	4	16	59.2
Good	3	9	33.3
Satisfactory	2	2	7.4
Poor	1	0	0

Regarding the statement, 'aim and objective of the syllabus are well defined' 16 teachers revealed their response as 'very good' which constitute 59.2% of the population. 5 out of 27 teachers said 'good' which constitute 33.3% of the total respondents.

2. The curriculum is as per the needs of students.

Criteria	Weight	Responses	Percentage
Excellent	5	2	8
Very Good	4	9	36
Good	3	13	52
Satisfactory	2	1	4
Poor	1	0	0

Regarding the statement, 'The curriculum is as per the needs of students' 9 teachers revealed their response as 'very good' which constitute 36% of the population. 5 out of 25 teachers said 'good' which constitute 52% of the total respondents.

3. The curriculum provides opportunities for conducting research and project related activities.

Criteria	Weight	Responses	Percentage
Excellent	5	1	4
Very Good	4	9	36
Good	3	12	48
Satisfactory	2	3	12
Poor	1	0	0



*[Handwritten Signature]*  
Prof. (Dr.) ANIL KUMAR  
ERUMELY

Regarding the statement, 'The curriculum provides opportunities for conducting research and project related activities' 9 teachers revealed their response as 'very good' which constitute 36% of the population. 5 out of 25 teachers said 'good' which constitute 48% of the total respondents.

4. The curriculum is balanced with regard to the theoretical and practical knowledge.

Criteria	Weight	Responses	Percentage
Excellent	5	0	0
Very Good	4	12	46.1
Good	3	10	38.4
Satisfactory	2	4	15.3
Poor	1	0	0

Regarding the statement, 'The curriculum is balanced with regard to the theoretical and practical knowledge.' 12 teachers revealed their response as 'very good' which constitute 46.1% of the population. 5 out of 26 teachers said 'good' which constitute 38.4% of the total respondents.


5. The curriculum development procedure needs improvement.

Criteria	Weight	Responses	Percentage
Excellent	5	3	14.2
Very Good	4	3	14.2
Good	3	13	61.9
Satisfactory	2	2	9.5
Poor	1	0	0

Regarding the statement, 'The curriculum development procedure needs improvement.' 3 teachers revealed their response as 'very good' which constitute 14.2% of the population. 5 out of 21 teachers said 'good' which constitute 61.9% of the total respondents.

6. Syllabus is sufficient to bridge the gap between industry, students/current global scenarios and academics.

Criteria	Weight	Responses	Percentage
Excellent	5	0	0
Very Good	4	7	26.9
Good	3	13	50
Satisfactory	2	4	15.3
Poor	1	2	7.6



Regarding the statement, 'Syllabus is sufficient to bridge the gap between industry, students/current global scenarios and academics.' 7 teachers revealed their response as 'very good' which constitute 26.9% of the population. 5 out of 24 teachers said 'good' which constitute 50% of the total respondents.

7. The depth of the course content is adequate to have significant learning outcomes.

Criteria	Weight	Responses	Percentage
Excellent	5	0	0
Very Good	4	11	42.3
Good	3	14	53.8
Satisfactory	2	1	3.8
Poor	1	0	0

Regarding the statement, 'Syllabus is sufficient to bridge the gap between industry, students/current global scenarios and academics.' 11 teachers revealed their response as 'very good' which constitute 42.3% of the population. 5 out of 26 teachers said 'good' which constitute 53.8% of the total respondents.


8. The system followed by the university for the design and development of curriculum is effective

Criteria	Weight	Responses	Percentage
Excellent	5	0	0
Very Good	4	10	37.0
Good	3	12	44.4
Satisfactory	2	5	18.5
Poor	1	0	0

Regarding the statement, 'The system followed by the University Design and development of curriculum is effective.' 10 teachers revealed their response as 'very good' which constitute 37.0% of the population. 5 out of 27 teachers said 'good' which constitute 44.4% of the total respondents

9. Rate the course in terms to their relevance to the latest and l or the future technologies.

Criteria	Weight	Responses	Percentage
Excellent	5	0	0
Very Good	4	6	23.0
Good	3	17	65.3
Satisfactory	2	3	11.5
Poor	1	0	0

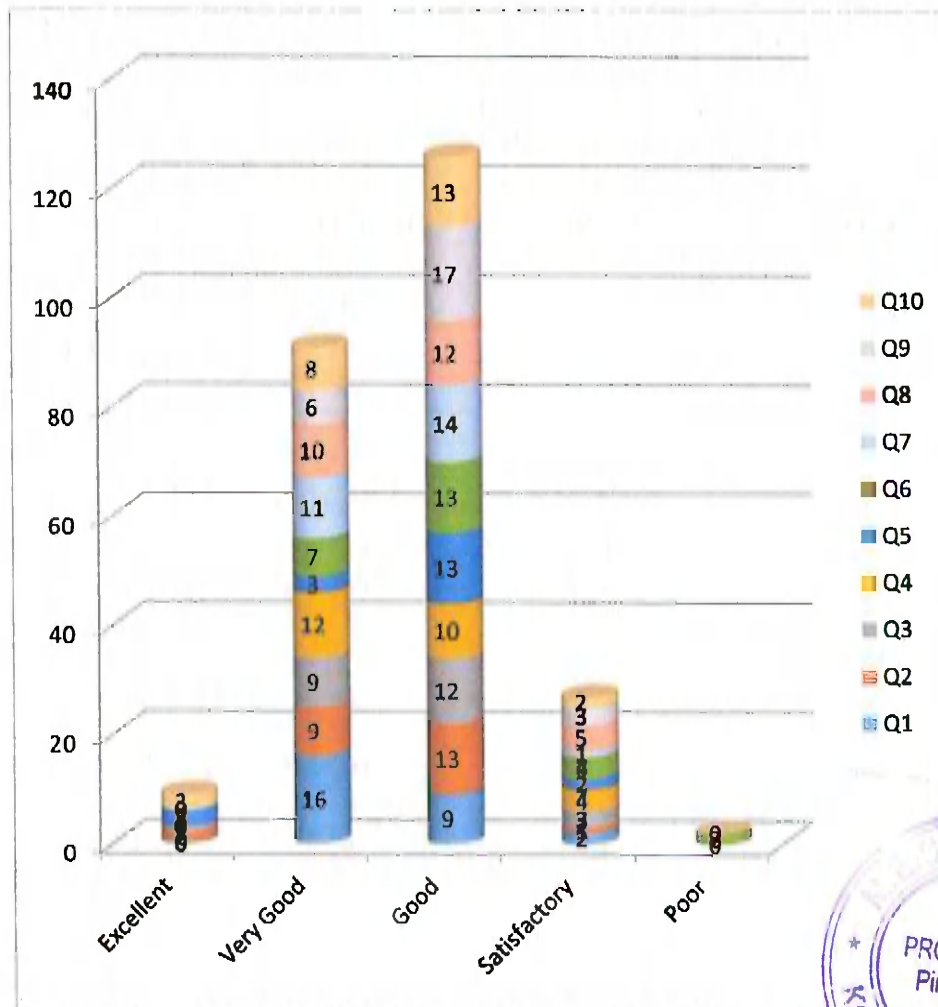


Regarding the statement, 'Rate the course in terms to their relevance to the latest and 1 or the future technologies.' 6 teachers revealed their response as 'very good' which constitute 23.0% of the population. 5 out of 26 teachers said 'good' which constitute 65.3% of the total respondents

10. Rate the college activities that help your students in getting jobs and placements.

Criteria	Weight	Responses	Percentage
Excellent	5	3	11.53
Very Good	4	8	30.8
Good	3	13	46.1
Satisfactory	2	2	7.69
Poor	1	0	0

Regarding the statement, 'Rate the college activities that help your students in getting jobs and placements.' 8 teachers revealed their response as 'very good' which constitute 30.8% of the population. 5 out of 26 teachers said 'good' which constitute 46.1% of the total respondents



## FEEDBACK OF UNDERGRADUATE STUDENTS IN THE ACADEMIC YEAR 2017-18

The ten different curriculum aspect on which the feedback where collected are the following:-

1. Quality of curriculum.
2. Syllabus is need based.
3. Syllabus was updated enough to meet the demand.
4. Course curriculum fulfilling your expectations.
5. Syllabus create interest to pursue higher studies
6. Rate the offering of the electives in terms of their relevance.
7. Depth of the course content.
8. The syllabus generates interest in the subject area.
9. The curriculum gives scope for internship/ training/ research.
10. Appropriate teaching-learning methods are proposed in the curriculum.

Students feedback collected in the year 2017-18 can be summarised in the following table. The first column of the table revealed the different aspects on which the feedback of the students was collected. The second column reveals the percentage of scores obtained for different aspects by the students. The average percentage score obtained on the curriculum aspect followed by the university was 73.64 percent. Which means that students were given an average mark of 73.64 out of 100 on the ten different aspects related to the curriculum followed by the University. A specific illustration of the percentage of marks obtained for different aspects of the curriculum are given in the following table:-

**Table – 2**

**Students Feedback (UG) on Curriculum Aspect for the Year 2017-18**

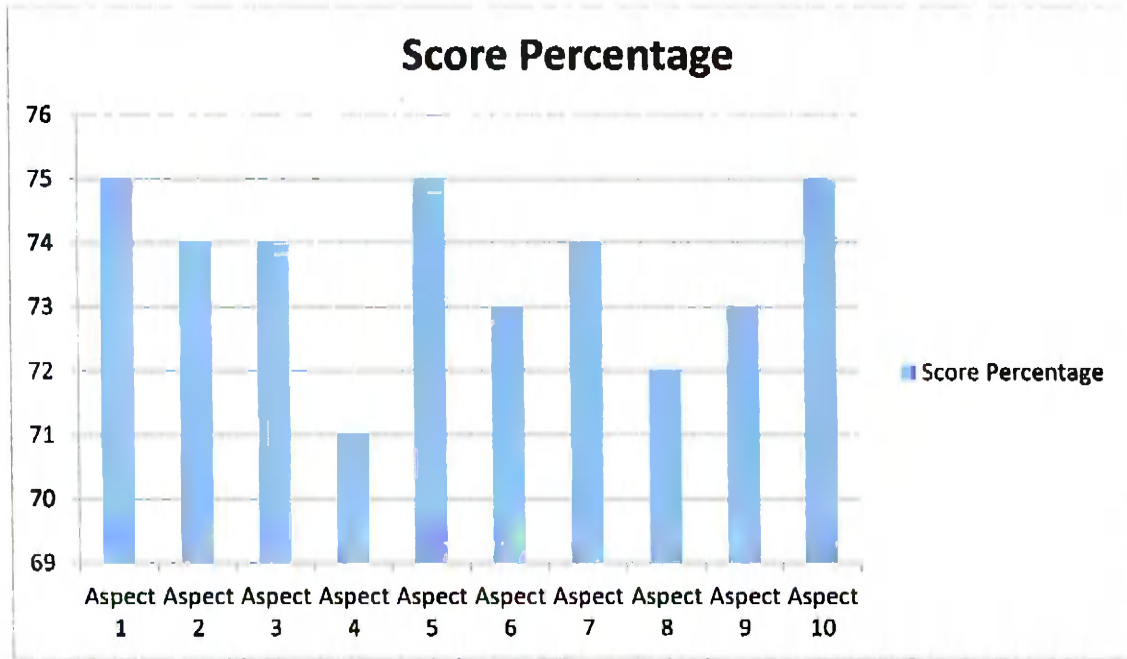
Aspects	Score Percentage
1	75%
2	74.20%
3	73.80%
4	71.40%
5	75%
6	73.20%
7	73.60%
8	72.20%
9	73%
10	75%





Source: Student's Feedback on Curriculum Aspect Collected in the Year 2017-18

### Students Feedback (UG) on Curriculum Aspect for the Year 2017-18



Source: Student's Feedback on Curriculum Aspect Collected in the Year 2018-19

#### 1. Quality of curriculum.

The percentage of marks obtained by the aspect '**quality of curriculum**' was 75 percent. Which means that students were given 75 out of 100 Marks on the first aspect related to the curriculum followed by the University during 2017-18.

#### 2. Syllabus is need based.

The percentage of marks obtained by the aspect '**syllabus is need based**' was 74.20 percent. Which means that students were given 74.20 out of 100 Marks on the Second aspect related to the syllabus followed by the University during 2017-18.

#### Syllabus was updated enough to meet the demand.

The percentage of marks obtained by the aspect '**Syllabus was updated enough to meet the demand**' was 73.80 percent. Which means that students were given 73.80 out of 100 Marks on the third aspect related to the curriculum followed by the University during 2017-18.

#### 4. Course curriculum fulfilling your expectations.

The percentage of marks obtained by the aspect '**Course curriculum fulfilling your expectations**' was 71.40 percent. Which means that students were given 71.40 out of 100 Marks on the fourth aspect related to the curriculum followed by the University during 2017-18.

#### 5. Syllabus create interest to pursue higher studies



The percentage of marks obtained by the aspect '**Syllabus creates interest to pursue higher studies**' was 75 percent. Which means that students were given 75 out of 100 Marks on the fifth aspect related to the curriculum followed by the University during 2017-18.

**6. Rate the offering of the electives in terms of their relevance.**

The percentage of marks obtained by the aspect '**Rate the offering of the electives in terms of their relevance**' was 73.20 percent. Which means that students were given 73.20 out of 100 Marks on the sixth aspect related to the curriculum followed by the University during 2017-18.

**7. Depth of the course content.**

The percentage of marks obtained by the aspect '**Depth of the course content**' was 73.60 percent. Which means that students were given 73.60 out of 100 Marks on the seventh aspect related to the curriculum followed by the University during 2017-18.

**8. The syllabus generates interest in the subject area.**

The percentage of marks obtained by the aspect '**The syllabus generates interest in the subject area**' was 72.20 percent. Which means that students were given 72.20 out of 100 Marks on the eighth aspect related to the curriculum followed by the University during 2017-18.

**9. The curriculum gives scope for internship/ training/ research.**

The percentage of marks obtained by the aspect '**The curriculum gives scope for internship/ training/ research**' was 73 percent. Which means that students were given 73 out of 100 Marks on the ninth aspect related to the curriculum followed by the University during 2017-18.

**10. Appropriate teaching-learning methods are proposed in the curriculum.**

The percentage of marks obtained by the aspect '**Appropriate teaching-learning methods are proposed in the curriculum**' was 75 percent. Which means that students were given 75 out of 100 Marks on the tenth aspect related to the curriculum followed by the University during 2017-18.



## FEEDBACK OF POSTGRADUATE STUDENTS IN THE ACADEMIC YEAR 2017-18

The ten different curriculum aspect on which the feedback where collected are the following:-

1. Quality of curriculum.
2. Syllabus is need based.
3. Syllabus was updated enough to meet the demand.
4. Course curriculum fulfilling your expectations.
5. Syllabus create interest to pursue higher studies
6. Rate the offering of the electives in terms of their relevance.
7. Depth of the course content.
8. The syllabus generates interest in the subject area.
9. The curriculum gives scope for internship/ training/ research.
10. Appropriate teaching-learning methods are proposed in the curriculum.

Students feedback collected in the year 2017-18 can be summarised in the following table. The first column of the table revealed the different aspects on which the feedback of the students was collected. The second column reveals the percentage of scores obtained for different aspects by the students. The average percentage score obtained on the curriculum aspect followed by the university was 89.7 percent. Which means that students were given an average mark of 89.7 out of 100 on the ten different aspects related to the curriculum followed by the University. A specific illustration of the percentage of marks obtained for different aspects of the curriculum are given in the following table:-

**Table 2**  
**STUDENTS FEEDBACK PG 2017-18**

Aspects	Score Percentage
1	84%
2	94%
3	87%
4	90%
5	89%
6	92%
7	87%
8	93%
9	90%
10	91%

Source: Student's Feedback on Curriculum Aspect Collected in the Year 2017-18


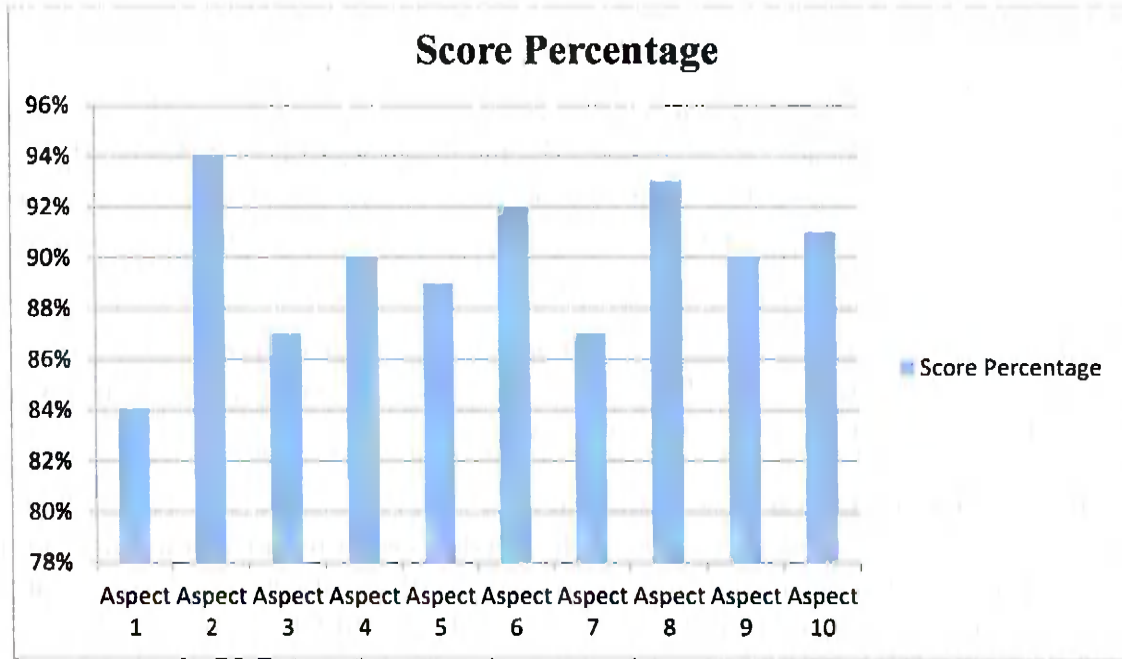




Figure No – 2

Students Feedback (PG) on Curriculum Aspect for the Year 2017-18



Source: Student's Feedback on Curriculum Aspect Collected in the Year 2017-18

**1. Quality of curriculum.**

The percentage of marks obtained by the aspect 'quality of curriculum' was 84 percent. Which means that students were given 84 out of 100 Marks on the first aspect related to the curriculum followed by the University during 2017-18.

**2. Syllabus is need based.**


The percentage of marks obtained by the aspect 'syllabus is need based' was 94 percent. Which means that students were given 94 out of 100 Marks on the Second aspect related to the syllabus followed by the University during 2017-18.

**3. Syllabus was updated enough to meet the demand.**

The percentage of marks obtained by the aspect 'Syllabus was updated enough to meet the demand' was 87 percent. Which means that students were given 87 out of 100 Marks on the third aspect related to the curriculum followed by the University during 2017-18.

**4. Course curriculum fulfilling your expectations.**

The percentage of marks obtained by the aspect 'Course curriculum fulfilling your expectations' was 90 percent. Which means that students were given 90 out of 100 Marks on the fourth aspect related to the curriculum followed by the University during 2017-18.



**5. Syllabus create interest to pursue higher studies**

The percentage of marks obtained by the aspect 'Syllabus creates interest to pursue higher studies' was 89 percent. Which means that students were given 89 out of 100 Marks on the fifth aspect related to the curriculum followed by the University during 2017-18.

**6. Rate the offering of the electives in terms of their relevance.**

The percentage of marks obtained by the aspect 'Rate the offering of the electives in terms of their relevance' was 92 percent. Which means that students were given 92 out of 100 Marks on the sixth aspect related to the curriculum followed by the University during 2017-18.

**7. Depth of the course content.**

The percentage of marks obtained by the aspect 'Depth of the course content' was 87 percent. Which means that students were given 87 out of 100 Marks on the seventh aspect related to the curriculum followed by the University during 2017-18.

**8. The syllabus generates interest in the subject area.**

The percentage of marks obtained by the aspect 'The syllabus generates interest in the subject area' was 93 percent. Which means that students were given 93 out of 100 Marks on the eighth aspect related to the curriculum followed by the University during 2017-18

**9. The curriculum gives scope for internship/ training/ research.**

The percentage of marks obtained by the aspect 'The curriculum gives scope for internship/ training/ research' was 90 percent. Which means that students were given 90 out of 100 Marks on the ninth aspect related to the curriculum followed by the University during 2017-18

**10. Appropriate teaching-learning methods are proposed in the curriculum.**

The percentage of marks obtained by the aspect 'Appropriate teaching-learning methods are proposed in the curriculum' was 91 percent. Which means that students were given 91 out of 100 Marks on the tenth aspect related to the curriculum followed by the University during 2017-18.



### Employer's Feedback for the Academic Year 2017-18

Ten different aspects on which the feedbacks were collected from the employers are the following:-

1. Communication skill
2. Organisational behaviour
3. Leadership quality
4. Professional ethics
5. Professional commitment
6. The academic proficiency of your employee
7. Creative in response to workplace challenges
8. How do you rate the academic syllabus your employee has undergone?
9. How do you rate the curriculum your employee has undergone in terms of relevance for employability?
10. How do you rate the curriculum which your employee has undergone in terms of industry and professional relations?

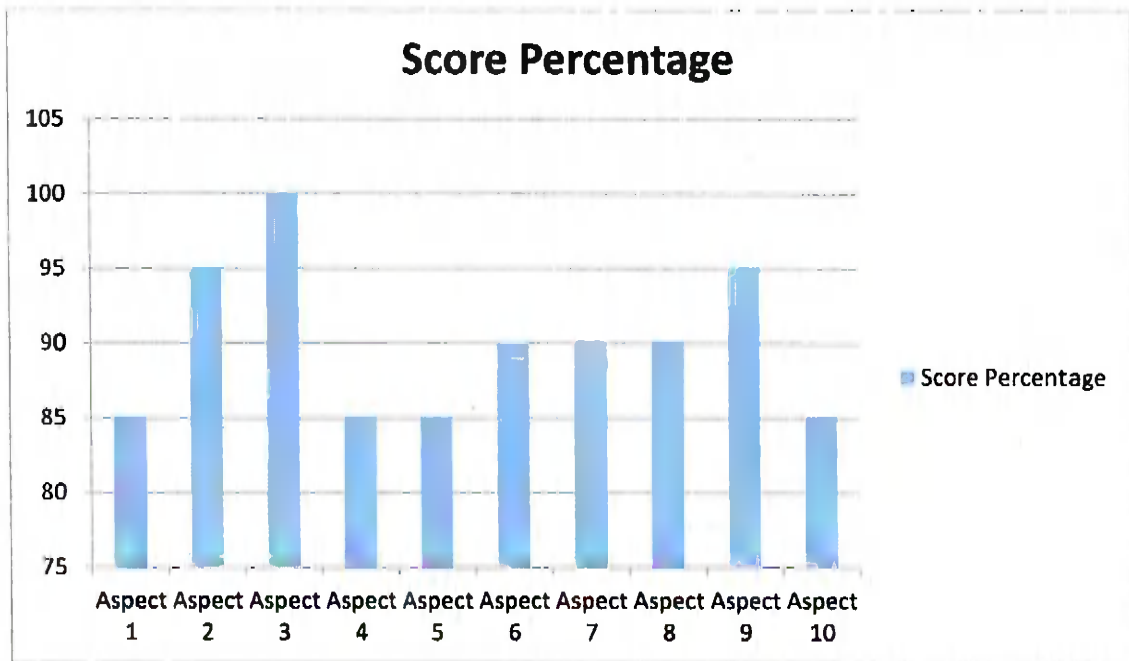
**Table - 1**  
**Employer's Feedback 2017-18**

Aspects	Score Percentage
1	85
2	95
3	100
4	85
5	85
6	90
7	90
8	90
9	95
10	85

**Source:** Employer's Feedback Collected in the Year 2017-18



**Figure – 1**  
**Employer's Feedback for the Academic Year 2017-18**



**Source:** Employer's Feedback Collected in the Year 2017-18.

**1. Communication skill.**

The percentage of score obtained by the aspect '**Communication skill**' was 85 percent. Which means that employers give 85 out of 100 Marks on the first aspect related to the employees' communication skill. This result reveals that the students have good communication skills.

**2. Organisational behaviour.**

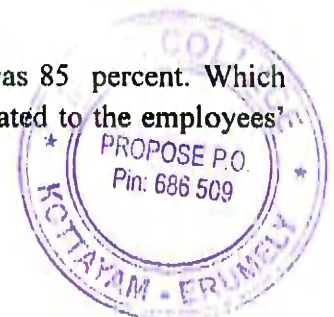
The percentage of score obtained by the aspect '**organisational behaviour**' was 92 percent. Which means that employers gave 92 out of 100 Marks on the second aspect related to the employees' organisational behaviour. This result reveals that the Organisational ability of its students is excellent.

**3. Leadership quality.**

The percentage of score obtained by the aspect '**Leadership quality**' was 100 percent. Which means that employers give 100 out of 100 Marks on the third aspect related to the employees' leadership quality. This result reveals that the leadership quality of the students is excellent.

**4. Professional ethics.**

The percentage of scores obtained by the aspect '**Professional ethics**' was 85 percent. Which means that employers give 85 out of 100 Marks on the fourth aspect related to the employees' professional ethics.



professional ethics. This result reveals that the students of the institution have fairly good professional ethics.

**5. Professional commitment.**

The percentage of score obtained by the aspect '**Professional commitment**' was 85 percent. Which means that employers give 85 out of 100 Marks on the fifth aspect related to the employees' professional commitment. This result reveals that the professional commitment of the students is fairly good.

**6. The academic proficiency of your employee.**

The percentage of score obtained by the aspect '**The academic proficiency of your employee**' was 90 percent. Which means that employers give 90 out of 100 Marks on the sixth aspect related to the employees' academic proficiency. This result reveals that the academic proficiency of the employee is excellent.

**7. Creative in response to workplace challenges.**

The percentage of score obtained by the aspect '**Creative in response to workplace challenges**' was 90 percent. Which means that employers give 90 out of 100 Marks on the seventh aspect related to the employees' creativity is responding to the workplace challenges. This result reveals that the employee shows excellent creativity in responding to workplace challenges.

**8. How do you rate the academic syllabus your employee has undergone?**


The percentage of score obtained by the aspect '**How do you rate the academic syllabus your employee has undergone?**' was 90 percent. Which means that employers give 90 out of 100 Marks on the eighth aspect related to the academic syllabus that the employee has undergone. This result reveals that the employee has undergone an excellent academic syllabus.

**9. How do you rate the curriculum your employee has undergone in terms of relevance for employability?**

The percentage of score obtained by the aspect '**How do you rate the curriculum your employee has undergone in terms of relevance for employability?**' was 95 percent. Which means that employers give 95 out of 100 Marks on the ninth aspect related to the curriculum undergone by the employee in terms of the employability. This result reveals that the employee has undergone an excellent curriculum in terms of relevance of employability.

**10. How do you rate the curriculum which your employee has undergone in terms of industry and professional relations?**

The percentage of score obtained by the aspect '**How do you rate the curriculum which your employee has undergone in terms of industry and professional relations?**' was 85 percent. Which means that employers give 85 out of 100 Marks on the tenth aspect related to the curriculum undergone by the employee in terms of the industry and professional relations. This result reveals that the employee has undergone a good curriculum in terms of industry and professional relations.





### Alumni Feedback 2017-18

Six different curriculum aspects and nine other aspects on which the feedback where collected from the alumnus in the year 2017-18 are the following:-

#### Curriculum Aspects

1. How would you rate the curriculum prescribed for your degree by MG University?
2. How do you rate the course curriculum for fulfilling your expectations?
3. How do you rate the relevance of your degree to your present job?
4. How would you rate the syllabus for fulfilling your professional competencies?
5. How do you rate the syllabus for helping your higher studies?
6. How do you rate the curriculum delivery by our institution?

#### Other Aspects

1. Admission procedure
2. Fee structure
3. Institutional environment
4. Infrastructure
5. Quality assurance
6. Progression and placement
7. Social and emotional well-being
8. Ethical and value based education
9. Co-curricular activities

Alumni feedback collected in the year 2017-18 can be summarised in the following table. The first column of the table revealed the different aspects on which the feedback of the students was collected. The second column reveals that the percentage of scores obtained for different curriculum aspects by the students and the third column reveals that the percentage of scores obtained for different other aspects by the former students of the institution. The average percentage score obtained on the curriculum aspect was 84 percent and the average percentage score obtained on the other aspects was 81 percent. Which means that students were gave an average mark of 84 out of 100 on the six different aspects related to the curriculum followed by the University and 81 out of 100 on the nine different other aspects for further improvement of the institution. A specific illustration of the percentage of marks obtained for curriculum and other different aspects are given in the following table:-

Table – 1

#### Alumni Feedback on Curricular and Other Aspect for the Academic Year 2017-18

Aspects	Curricular Aspects	Other Aspects
1	79.95%	82.68%
2	81.70%	85.85%
3	80.45%	84.00%
4	80.45%	82.45%



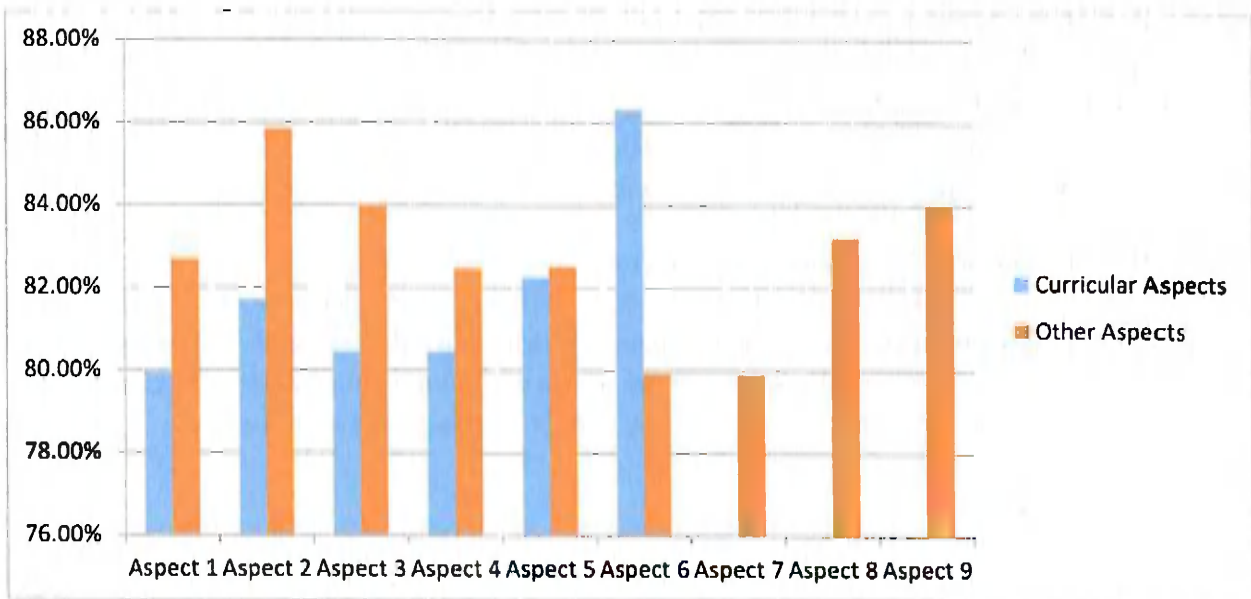


5	82.25%	82.50%
6	86.30%	79.93%
7		79.90%
8		83.20%
9		84.00%

Source: Alumni Feedback on Curricular and Other Aspects Collected in the Year 2017-18

**Table – 1**

**Alumni Feedback on Curricular and Other Aspect for the Academic Year 2017-18**



Source: Alumni Feedback on Curricular and Other Aspects Collected in the Year 2017-18


**Curriculum Aspects**

**1. How would you rate the curriculum prescribed for your degree by MG University?**

The percentage of marks obtained by the aspect 'How would you rate the curriculum prescribed for your degree by MG University' was 79.95 percent. Which means that students were gave 79.95 out of 100 Marks on the first aspect related to the curriculum followed by the University during 2017-18. We can interpret it as a rating close to four stars.

**2. How do you rate the course curriculum for fulfilling your expectations?**

The percentage of marks obtained by the aspect 'How do you rate the course curriculum for fulfilling your expectations' was 81.70 percent. Which means that students were gave 81.70 out of 100 Marks on the second aspect related to the curriculum followed by the University during 2017-18. We can interpret it as a rating lying in between four and five stars.



### **3. How do you rate the relevance of your degree to your present job?**

The percentage of marks obtained by the aspect '**How do you rate the relevance of your degree to your present job**' was 80.45 percent. Which means that students were gave 80.45 out of 100 Marks on the third aspect related to the curriculum followed by the University during 2017-18. We can interpret it as a rating of four stars.

### **4. How would you rate the syllabus for fulfilling your professional competencies?**

The percentage of marks obtained by the aspect '**How would you rate the syllabus for fulfilling your professional competencies**' was 80.45 percent. Which means that students were gave 80.45 out of 100 Marks on the forth aspect related to the curriculum followed by the University during 2017-18. We can interpret it as a rating of four stars.

### **5. How do you rate the syllabus for helping your higher studies?**

The percentage of marks obtained by the aspect '**How would you rate the syllabus for helping your higher studies**' was 82.25 percent. Which means that students were gave 82.25 out of 100 Marks on the fifth aspect related to the curriculum followed by the University during 2017-18. We can interpret it as a rating lying in between four and five stars.

### **6. How do you rate the curriculum delivery by our institution?**

The percentage of marks obtained by the aspect '**How would you rate the curriculum delivery by our institution**' was 86.30 percent. Which means that students were gave 86.30 out of 100 Marks on the sixth aspect related to the curriculum followed by the University during 2017-18. We can interpret it as a rating lying in between four and five stars.

## **Other Aspects**

### **1. Admission procedure**

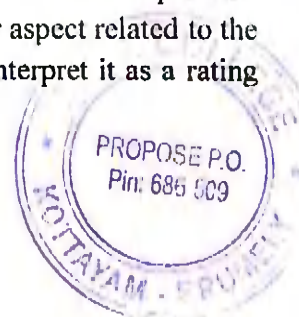
The percentage of marks obtained by the aspect '**Admission procedure**' was 82.68 percent. Which means that students were gave 82.68 out of 100 Marks on the first other aspect related to the admission procedure followed by the University during 2017-18. We can interpret it as a rating lying in between four and five stars.

### **2. Fee structure**

The percentage of marks obtained by the aspect '**fee structure**' was 85.85 percent. Which means that students were gave 85.85 out of 100 Marks on the second other aspect related to the admission procedure followed by the University during 2017-18. We can interpret it as a rating lying in between four and five stars

### **3. Institutional environment**

The percentage of marks obtained by the aspect '**Institutional environment**' was 84 percent. Which means that students were gave 84 out of 100 Marks on the third other aspect related to the admission procedure followed by the University during 2017-18. We can interpret it as a rating lying in between four and five stars



#### **4. Infrastructure**

The percentage of marks obtained by the aspect '**infrastructure**' was 82.45 percent. Which means that students were gave 82.45 out of 100 Marks on the fourth other aspect related to the admission procedure followed by the University during 2017-18. We can interpret it as a rating lying in between four and five stars

#### **5. Quality assurance**

The percentage of marks obtained by the aspect '**quality assurance**' was 82.50 percent. Which means that students were gave 82.50 out of 100 Marks on the fifth other aspect related to the admission procedure followed by the University during 2017-18. We can interpret it as a rating lying in between four and five stars

#### **6. Progression and placement**

The percentage of marks obtained by the aspect '**progression and placement**' was 79.93 percent. Which means that students were gave 79.93 out of 100 Marks on the sixth other aspect related to the admission procedure followed by the University during 2017-18. We can interpret it as a rating close to four stars.

#### **7. Social and emotional well-being**

The percentage of marks obtained by the aspect '**social and emotional well-being**' was 79.90 percent. Which means that students were gave 79.90 out of 100 Marks on the seventh other aspect related to the admission procedure followed by the University during 2017-18. We can interpret it as a rating close to four stars

#### **8. Ethical and value based education**

The percentage of marks obtained by the aspect '**ethical and value based education**' was 83.20 percent. Which means that students were gave 83.20 out of 100 Marks on the eighth other aspect related to the admission procedure followed by the University during 2017-18. We can interpret it as a rating lying in between four and five stars

#### **9. Co-curricular activities**

The percentage of marks obtained by the aspect '**co-curricular activities**' was 84 percent. Which means that students were gave 84 out of 100 Marks on the ninth other aspect related to the admission procedure followed by the University during 2017-18. We can interpret it as a rating lying in between four and five stars



### Parent's Feedback 2017 - 18

Parent feedback was collected on different aspects to understand their opinion. Twelve aspects on which the feedback where collected are the following:-

1. Opinion about syllabus and course structure prescribed by the University
2. Opinion about Examinations and evaluation
3. Opinion about the completion of syllabus by teachers.
4. Opinion about the ability to provide books and study materials to students
5. Satisfaction level about the sufficiency of lab time allotted
6. Opinion about the stress created by the course structure
7. Opinion about the use of IT in learning.
8. Do you feel that the present curriculum is sufficient to find out the capabilities and taste in students?
9. Is the course structure suitable to get job opportunities for students?
10. Opinion about the transparency of enrolment and admission procedure.
11. Is the syllabus and learning structure capable of enriching the moral values and standard among students?
12. Do you feel that the present curriculum and learning structure is sufficient to find out and enrich the arts, sports and cultural capabilities of the students?

**Table – 1**  
**Parent's Feedback Collected in the Academic Year 2017 – 18**

Aspects	Very Good	Good	Average	Poor	Satisfactory	Not Satisfactory	Not Fully Satisfied	Yes	No	Helpful	
1	15	18	3								
2	18				17	2					
3	3		3		7		1	24			
4	10		5		1			6			
5	22		1			6					
6	23			1		3					5
7	4					3		31			
8			2					20	7	8	



9					5		20	1	13	
10	21			17	1			1		
11	3				4		28	3		
12	11				3		23	3		

Source: Sample Feedback Collected from Parents on Different Aspects in the Year 2017 - 18

**1. Opinion about syllabus and course structure prescribed by the University**

Out of the 15 samples collected 10 said that the syllabus and course structure prescribed by the University are very good and 5 said that it is good. This means that 66.6 percent of the respondents revealed that the syllabus and course structure prescribed by the University are very good. Another 33.3 percent of the respondents revealed that the syllabus and course structure prescribed by the University are good. Thus the aspect could score 93 percent in parent's evaluation.

**2. Opinion about Examinations and evaluation**

Out of the 15 samples collected 11 said that the syllabus and course structure prescribed by the University are very good and 4 said that it is Satisfactory. This means that 73.33 percent of the respondents revealed that the Examinations and evaluation conducted by the University are very good. Another 26.66 percent of the respondents revealed that the Examinations and evaluation conducted by the University are Satisfactory. Thus the aspect could score 91 percent in parent's evaluation.

**3. Opinion about the completion of syllabus by teachers.**

Out of the 15 samples collected 12 said yes to completion of syllabus by teachers, 2 said very good and one said Satisfactory. This means that 80 percent of the respondents revealed that teachers completed the syllabus.


**4. Opinion about the ability to provide books and study materials to students.**

To the aspect 'Opinion about the ability to provide books and study materials to students';

out of the 15 samples collected 14 said that they could provide books and study materials to students and 1 was not satisfied in his ability. This means that 93.33 percent of the respondents revealed that they could provide books and study materials to students as per the needs of the students.

**5. Satisfaction level about the sufficiency of lab time allotted.**

Out of the 15 samples collected 4 said very good to the satisfaction level about the sufficiency of lab time allotted.





**6. Opinion about the stress created by the course structure.**

Out of the 15 samples collected 14 has positive response about the stress created by the course structure, that is, they did not felt such an issue but only one is not satisfied about it.

**7. Opinion about the use of IT in learning.**

Out of the 15 samples collected 14 has positive response about the use of IT in learning. This means that 93.33 percent of the respondents have positive response about the use of IT in learning.

**8. Do you feel that the present curriculum is sufficient to find out the capabilities and taste in students?**

Hundred percent of the respondents have positive response about the use of IT in learning. This means that all the respondents have positive response about the sufficiency and suitability of the present curriculum to find out the capabilities and taste in students

**9. Is the course structure suitable to get job opportunities for students?**

Hundred percent of the respondents have positive response about the suitability of the course structure in getting job opportunities for students.

**10. Opinion about the transparency of enrolment and admission procedure.**

Out of the 15 samples collected 14 has positive response about the transparency of enrolment and admission procedure. This means that 93.33 percent of the respondents are happy with the transparency of enrolment and admission procedure.


**11. Is the syllabus and learning structure capable of enriching the moral values and standard among students?**

Hundred percent of the respondents have positive response about the capability of the syllabus and learning structure in enriching the moral values and standard among students.

**12. Do you feel that the present curriculum and learning structure is sufficient to find out and enrich the arts, sports and cultural capabilities of the students?**

Hundred percent of the respondents have positive response about the sufficiency of present curriculum and learning structure to find out and enrich the arts, sports and cultural capabilities of the students.



  
Prof. (Dr.) ANIL KUMAR S.  
PRINCIPAL  
MES COLLEGE ERUMELY