



# MES COLLEGE ERUMELY

ENTREPRENEURSHIP DEVELOPMENT CLUB AND DEPARTMENT OF  
BUSINESS ADMINISTRATION

**ORGANISED WORKSHOP ON CAKE MAKING 18 DECEMBER 2020**

## Organizing Committee

Mr. Maheen M.N (Principal)

Mrs. Ramadevi A, (IQAC Coordinator)

Mrs. Safeena K.M (Co-ordinator EDC Cell)

Mrs. Anumol Joseph (HOD, Dept. of Business Administration)

## PROGRAMME BROCHURE



**MES COLLEGE ERUMELY**  
Affiliated to Mahatma Gandhi University  
MES College P O, Erumely, Kottayam, 686609

ENTREPRENEURSHIP DEVELOPMENT  
CLUB (EDC) & DEPARTMENT OF  
BUSINESS ADMINISTRATION  
*in association with*  
COLLEGE DEVELOPMENT CELL (CDC)

**WORKSHOP ON CAKE  
MAKING**

**Date: 18. Dec. 2020**  
**Time: 2.30 P M**

Resource Person

**Ayshu P Kassim**  
Woman Entrepreneur  
Webex-  
Meeting number: **176 647 6004**  
Password: **1234**





  
ORDER A CAKE FROM  
AYSHU'S  
+91 628 284 2152

Prof. (Dr.) ANIL KUMAR S.  
PRINCIPAL  
MES COLLEGE ERUMELY





# MES COLLEGE ERUMELY

Programme Schedule of National Workshop on

“CAKE MAKING”

**Date:** 18/12/2020

**Time:** 2:30 PM - 4:00 PM

**Recorded Prayer Song**

**Welcome Speech** : Mrs. Safeena K.M  
Co-ordinator, ED Club

**Presidential Address:** Mrs. Kavitha PD (Director CDC)

**Inauguration:** Mrs. Anumol Joseph  
(HOD, Dept. of Management Studies)

**Introduction of Chief Guest:** Mrs. Safeena K.M (Co-ordinator, ED Club)

**Session by Speaker:** Mrs. Ayshu P. Kassim (Proprietress- Ayshus Patisserie & Former teacher, Dept. of Business Administration, MES College Erumely)

**Q&A Session, Moderator:** Mrs. Safeena K.M  
Co-ordinator, ED Club

**Vote of Thanks:** Ms. Aleena Thomas (2<sup>nd</sup> Year BBA student)

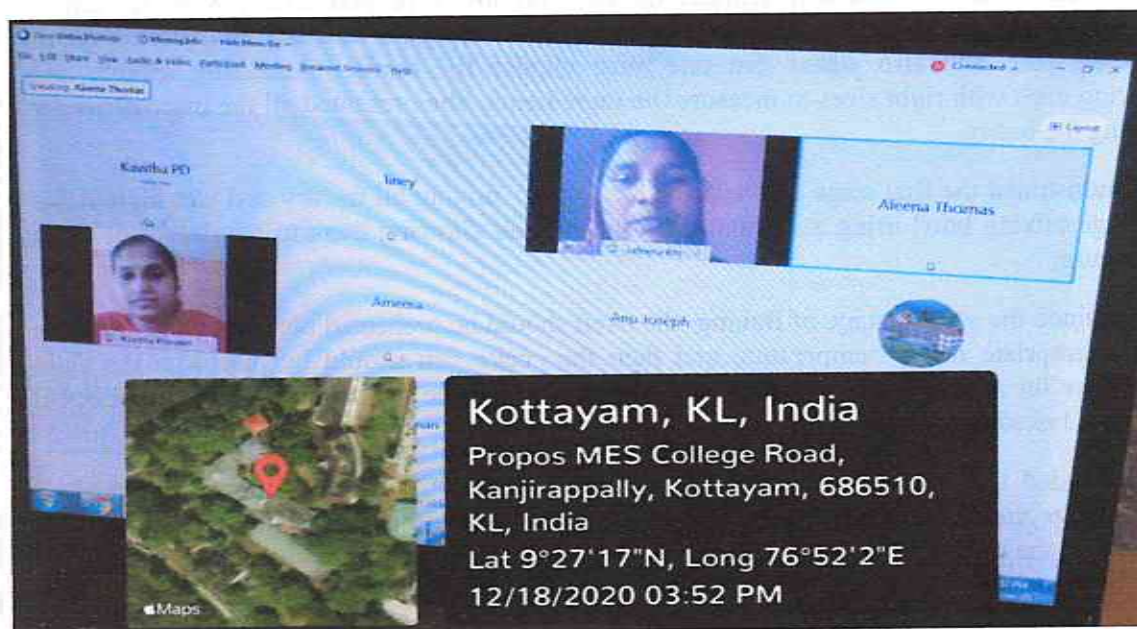


## REPORT

A workshop on "CAKE MAKING" was conducted for teachers and students of MES College, Erumely on 18/12/2020 by the Entrepreneurship Development Club and Department of Business Administration in association with College Development Cell(CDC), MES College Erumely.

**Resource Person:** Mrs. Aysha P Kassim, Proprietress- Ayshus Patisserie & Former teacher, Dept. of Business Administration, MES College Erumely

**Date&Time:** 18-12-2020 2:30P-4:00PM





## INTRODUCTION

The programme commenced with a recorded prayer song followed by a welcome speech by Mrs. Safeena K.M (Co-ordinator, ED Club). In her speech, she highlighted that one can succeed if they have the mind to work hard, time, and strong perseverance. Further appreciated the resource person for her continuous efforts in delivering her service to customers even in this pandemic era.

In the Presidential address, Mrs. Kavitha P.D, Director, CDC commented on the benefits of conducting this workshop for our participants before Christmas. She applauded the organizing committee for their efforts in conducting this webinar. Mrs. Anumol Joseph, HOD of Dept of Business Administration delivered the inaugural address and declared the event as open.

The session was handled by the most respectable chief guest, Mrs. Ayshu P. Kassim (Proprietress- Ayshus Patisserie & Former teacher, Dept. of Business Administration, MES College Erumely).

35 participants participated in this programme.

## TECHNICAL SESSION


The Technical Session on "Cake Making" was delivered by the resource person, Mrs. Ayshu P. Kassim (Proprietress- Ayshus Patisserie & Former teacher, Dept. of Business Administration, MES College Erumely). She demonstrated the steps on how to prepare a cake with the help of cake tools. Firstly she introduced how to choose the right baking pan and the alternative ways to grease the pan. She also stated that one must choose the correct measuring spoons and measuring cups with right sizes to measure the ingredients. She presented all the ingredients for preparing the batter.


She demonstrated the first stage of preparing a cake by mixing all the dry and wet ingredients in a large mixing bowl using a spatula and a beater and allowing them to be placed at room temperature.

She explained the second stage of Baking the oven should be preheated before placing the cake at the appropriate room temperature and then the cake pan should be placed at the right temperature for about 30 minutes. She also pointed out that the skewer can be used to check if the cake is baked correctly.

She concluded the session by explaining the third stage is "Assembling the cake" which is possible after the cake is cooled completely. She demonstrated how the cake can be decorated by brushing the cake layers with sugar syrup and spreading the frost in each layer carefully with the help of a bread knife and the final layer was decorated using cherries, white chocolate crumbs. The frost was placed into the piping bag accompanied by a rosette nozzle for final decoration.

**Picture 1: Mrs Aysha explaining the ingredients to the participants**





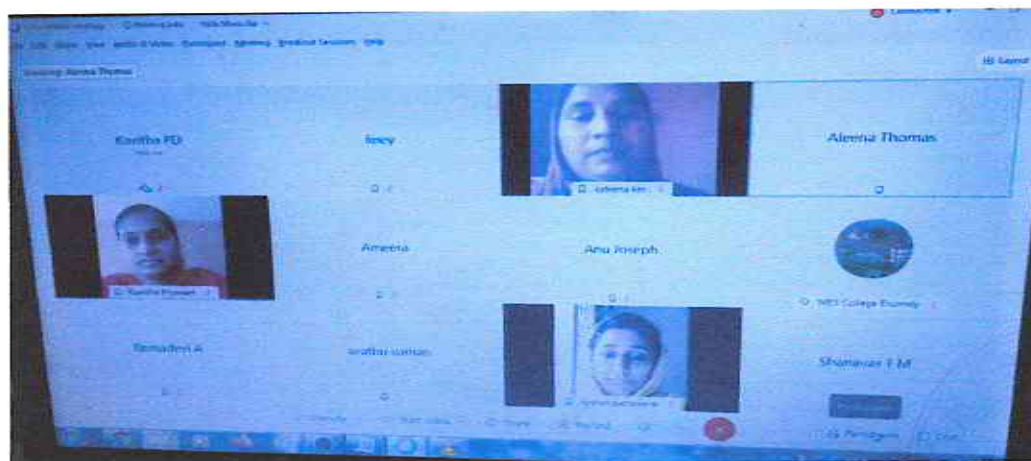
Picture 2: Mrs Aysha displaying the whipping cream used for preparing the frost

Picture 3 : Assembling the Cake being decorated and placed on a cake stand



## DISCUSSION SESSION

The participants posted their queries through chat box and Mrs. Safeena K.M (Co-ordinator ,ED Club) discussed the questions with the resource person on behalf of our participants. All the queries were answered by the speaker. The programme ended with a vote of thanks by Mrs. Aleena Thomas thanking our chief guest, dignitaries, participants and organising committee.





### Participants List

1. Aleena Thomas
2. Ameer C A
3. Aiswarya C
4. Arathi Das
5. Shafna M Basheer
6. Ashna Mol O N
7. Risana
8. Aswathy P M
9. Aswin S
10. Krupa Mary Thomas
11. Bincy Sebastian
12. Erfana Asharuf
13. Muhzina P I
14. Fathima R
15. Surya Mol T A
16. Lekshmi Prakash
17. Jicks Monc Cherian
18. Manu C Mathew
19. Shafna M Basheer
20. Misriya Ismail
21. Jameela O S
22. Mohammed Afsal
23. Mohammed Fasil
24. Parvathy Babu
25. Rani Mohanan
26. Resmi Reji
27. Salih Sanaph
28. Shamlu Shaji
29. Shilpa Das
30. Athira P S
31. Shanavas T M
32. Seathu soman
33. Muhammed Rashid
34. Vishnu suresh
35. Rahul T

