

STUDENTS FEEDBACK ON CURRICULUM / SYLLABUS (UG)

Feedback is listening actively from the part of an institution, individual or one party to understand the opinion, requirement and views of the other side. Analysis of the available feedback will help an institution or a person or a party to find out the best feasible solution. It will help us to understand our positives and negatives. Collecting student feedback has become a commonly used method to evaluate and improve teaching effectiveness. Feedback from our students allows us to know what we are doing to facilitate learning but also what adjustments need to be made to improve the present situation. Even small changes in our approach can make a huge difference in classrooms. This feedback is collected to obtain students' opinion about the curriculum prescribed by the University. Curriculum refers to an interactive system of instruction and learning with specific goals, content strategies measurement and resources.

FEEDBACK OF UNDERGRADUATE STUDENTS IN THE ACADEMIC YEAR 2016-17

The ten different curriculum aspect on which the feedback where collected are the following:-

1. Quality of curriculum.
2. Syllabus is need based.
3. Syllabus was updated enough to meet the demand.
4. Course curriculum fulfilling your expectations.
5. Syllabus create interest to pursue higher studies
6. Rate the offering of the electives in terms of their relevance.
7. Depth of the course content.
8. The syllabus generates interest in the subject area.
9. The curriculum gives scope for internship/ training/ research.
10. Appropriate teaching-learning methods are proposed in the curriculum.

Students feedback collected in the year 2016-17 can be summarised in the following table. The first column of the table revealed the different aspects on which the feedback of the students was collected. The second column reveals the percentage of scores obtained for different aspects by the students. The average percentage score obtained on the curriculum aspect followed by the university was 84 percent. Which means that, students were given an average mark of 84 out of 100 on the ten different aspects related to the curriculum followed by the University. A specific illustration of the percentage of marks obtained for different aspects of the curriculum are given in the following table:-

Table – 1
Students Feedback (UG) on Curriculum Aspect for the Year 2016-17

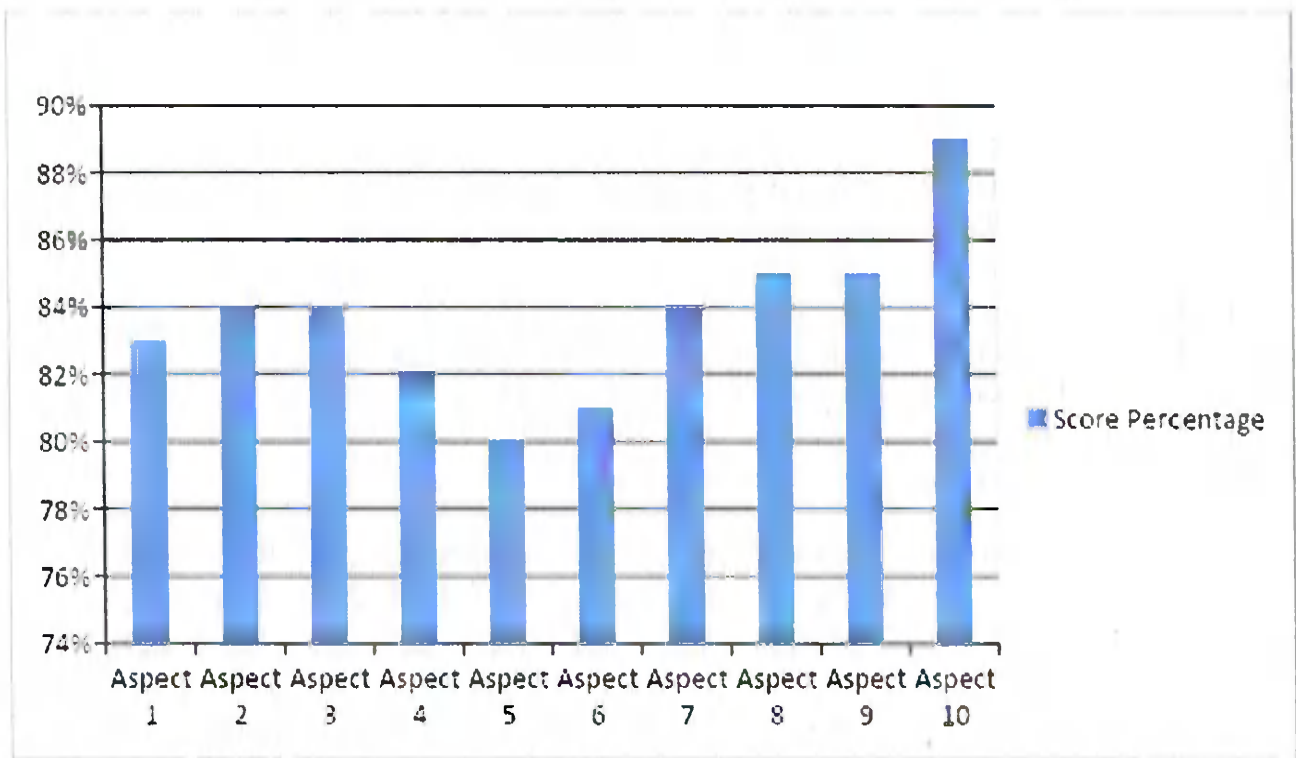
Different Aspects	Score Percentage
1	83%
2	84. %
3	84%
4	82%



5	80%
6	81%
7	84%
8	85%
9	85%
10	89%

Source: Student's Feedback on Curriculum Aspect Collected in the Year 2016-17

Figure No – 1
Students Feedback (UG) on Curriculum Aspect for the Year 2016-17



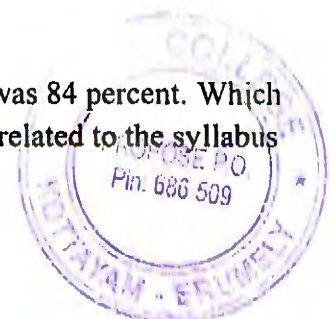
Source: Student's Feedback on Curriculum Aspect Collected in the Year 2016-17

1. Quality of curriculum.

The percentage of marks obtained by the aspect 'quality of curriculum' was 83 percent. Which means that students were given 83 out of 100 Marks on the first aspect related to the curriculum followed by the University during 2016-17.

2. Syllabus is need based.

The percentage of marks obtained by the aspect 'syllabus is need based' was 84 percent. Which means that students were given 83 out of 100 Marks on the Second aspect related to the syllabus followed by the University during 2016-17.



3. Syllabus was updated enough to meet the demand.

The percentage of marks obtained by the aspect '**Syllabus was updated enough to meet the demand**' was 84 percent. Which means that students were given 84 out of 100 Marks on the third aspect related to the curriculum followed by the University during 2016-17.

4. Course curriculum fulfilling your expectations.

The percentage of marks obtained by the aspect '**Course curriculum fulfilling your expectations**' was 82 percent. Which means that students were given 82 out of 100 Marks on the fourth aspect related to the curriculum followed by the University during 2016-17.

5. Syllabus create interest to pursue higher studies

The percentage of marks obtained by the aspect '**Syllabus creates interest to pursue higher studies**' was 80 percent. Which means that students were given 80 out of 100 Marks on the fifth aspect related to the curriculum followed by the University during 2016-17.

6. Rate the offering of the electives in terms of their relevance.

The percentage of marks obtained by the aspect '**Rate the offering of the electives in terms of their relevance**' was 81 percent. Which means that students were given 81 out of 100 Marks on the sixth aspect related to the curriculum followed by the University during 2016-17.

7. Depth of the course content.

The percentage of marks obtained by the aspect '**Depth of the course content**' was 84 percent. Which means that students were given 84 out of 100 Marks on the seventh aspect related to the curriculum followed by the University during 2016-17.

8. The syllabus generates interest in the subject area.

The percentage of marks obtained by the aspect '**The syllabus generates interest in the subject area**' was 85 percent. Which means that students were given 85 out of 100 Marks on the eighth aspect related to the curriculum followed by the University during 2016-17.

9. The curriculum gives scope for internship/ training/ research.

The percentage of marks obtained by the aspect '**The curriculum gives scope for internship/ training/ research**' was 85 percent. Which means that students were given 85 out of 100 Marks on the ninth aspect related to the curriculum followed by the University during 2016-17.

10. Appropriate teaching-learning methods are proposed in the curriculum.

The percentage of marks obtained by the aspect '**Appropriate teaching-learning methods are proposed in the curriculum**' was 89 percent. Which means that students were given 89 out of 100 Marks on the tenth aspect related to the curriculum followed by the University during 2016-17.



FEEDBACK OF POSTGRADUATE STUDENTS IN THE ACADEMIC YEAR 2016-17

The ten different curriculum aspect on which the feedback where collected are the following:-

1. Quality of curriculum.
2. Syllabus is need based.
3. Syllabus was updated enough to meet the demand.
4. Course curriculum fulfilling your expectations.
5. Syllabus create interest to pursue higher studies
6. Rate the offering of the electives in terms of their relevance.
7. Depth of the course content.
8. The syllabus generates interest in the subject area.
9. The curriculum gives scope for internship/ training/ research.
10. Appropriate teaching-learning methods are proposed in the curriculum.

Students feedback collected in the year 2016-17 can be summarised in the following table. The first column of the table revealed the different aspects on which the feedback of the students was collected. The second column reveals the percentage of scores obtained for different aspects by the students. The average percentage score obtained on the curriculum aspect followed by the university was 84.3 percent. Which means that students were given an average mark of 84.3 out of 100 on the ten different aspects related to the curriculum followed by the University. A specific illustration of the percentage of marks obtained for different aspects of the curriculum are given in the following table:-

Table 1
STUDENTS FEEDBACK PG 2016-17

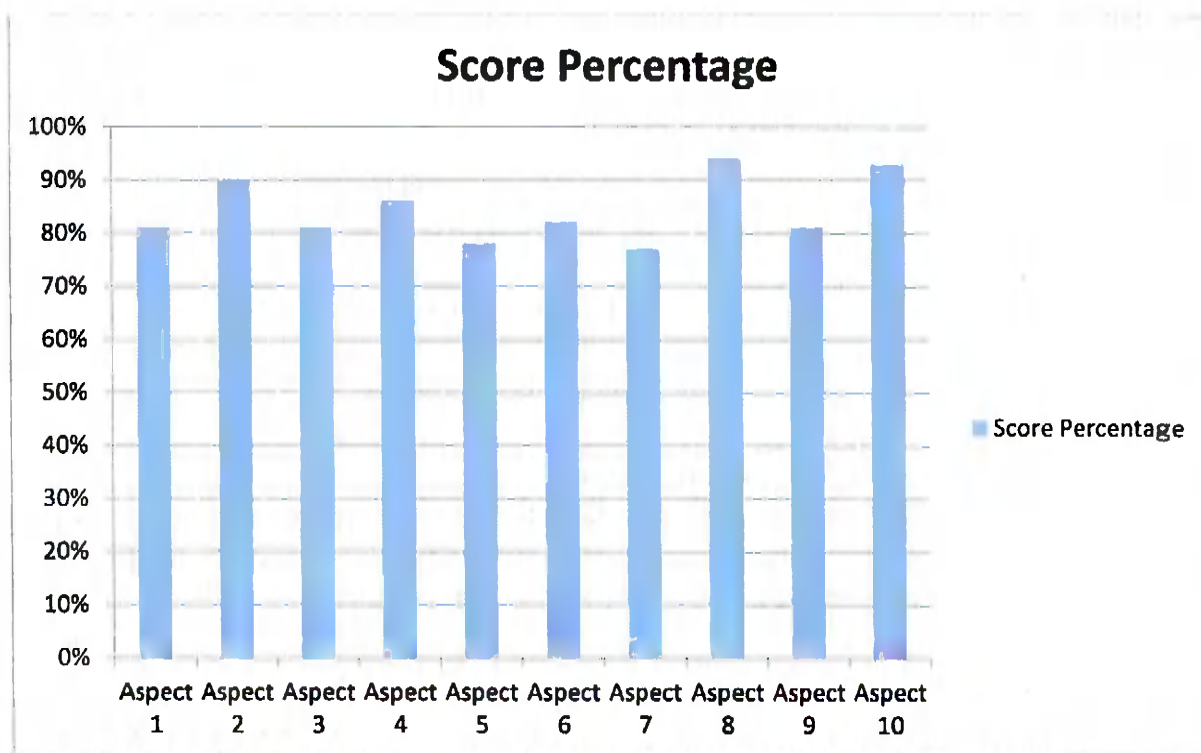
Aspects	Score Percentage
1	81%
2	90%
3	81%
4	86%
5	78%
6	82%
7	77%
8	94%
9	81%
10	93%

Source: Student's Feedback on Curriculum Aspect Collected in the Year 2016-17



Figure No – 1

Students Feedback (PG) on Curriculum Aspect for the Year 2016-17



Source: Student's Feedback on Curriculum Aspect Collected in the Year 2016-17

1. Quality of curriculum.

The percentage of marks obtained by the aspect '**quality of curriculum**' was 81percent. Which means that students were given 81 out of 100 Marks on the first aspect related to the curriculum followed by the University during 2016-17.

2. Syllabus is need based.


The percentage of marks obtained by the aspect '**syllabus is need based**' was 90 percent. Which means that students were given 90 out of 100 Marks on the Second aspect related to the syllabus followed by the University during 2016-17.

3. Syllabus was updated enough to meet the demand.

The percentage of marks obtained by the aspect '**Syllabus was updated enough to meet the demand**' was 81 percent. Which means that students were given 81 out of 100 Marks on the third aspect related to the curriculum followed by the University during 2016-17.

4. Course curriculum fulfilling your expectations.

The percentage of marks obtained by the aspect '**Course curriculum fulfilling your expectations**' was 86 percent. Which means that students were given 86 out of 100 Marks on the fourth aspect related to the curriculum followed by the University during 2016-17.



5. Syllabus create interest to pursue higher studies

The percentage of marks obtained by the aspect '**Syllabus creates interest to pursue higher studies**' was 78 percent. Which means that students were given 78 out of 100 Marks on the fifth aspect related to the curriculum followed by the University during 2016-17.

6. Rate the offering of the electives in terms of their relevance.

The percentage of marks obtained by the aspect '**Rate the offering of the electives in terms of their relevance**' was 82 percent. Which means that students were given 82 out of 100 Marks on the sixth aspect related to the curriculum followed by the University during 2016-17.

7. Depth of the course content.

The percentage of marks obtained by the aspect '**Depth of the course content**' was 77 percent. Which means that students were given 77 out of 100 Marks on the seventh aspect related to the curriculum followed by the University during 2016-17.

8. The syllabus generates interest in the subject area.

The percentage of marks obtained by the aspect '**The syllabus generates interest in the subject area**' was 94 percent. Which means that students were given 94 out of 100 Marks on the eighth aspect related to the curriculum followed by the University during 2016-17.

9. The curriculum gives scope for internship/ training/ research.

The percentage of marks obtained by the aspect '**The curriculum gives scope for internship/ training/ research**' was 81 percent. Which means that students were given 81 out of 100 Marks on the ninth aspect related to the curriculum followed by the University during 2016-17

10. Appropriate teaching-learning methods are proposed in the curriculum.

The percentage of marks obtained by the aspect '**Appropriate teaching-learning methods are proposed in the curriculum**' was 93 percent. Which means that students were given 93 out of 100 Marks on the tenth aspect related to the curriculum followed by the University during 2016-17.



EMPLOYER'S FEEDBACK

Employer feedback is any form of information conveyed by employers (formally or informally) regarding their employee's performance, skills, or ability to work with their firm. Both supervisors and employer's feedback is considered as employer's feedback in our study. If done tactfully, the process can create a strong idea about the institution's products in fulfilling their duties in their respective fields of activity. It is said that the effort of institutions like colleges and universities in ensuring the employability of graduates does not end until their students are employed. Employer's feedback on their employees' performance is an indicator of the college's and university's obligation to change students into professionals in their own career fields. Positive and negative comments are vital because it aids to halt bad habits, reinforces positive actions, and facilitates working more effectively toward the goals of the organizations. This feedback also helps our college to find out and evaluate our performance in creating suitable human capital for the industry's demand.

Employer's Feedback for the Academic Year 2016-17

Ten different aspects on which the feedbacks were collected from the employers are the following:-

1. Communication skill
2. Organisational behaviour
3. Leadership quality
4. Professional ethics
5. Professional commitment
6. The academic proficiency of your employee
7. Creative in response to workplace challenges
8. How do you rate the academic syllabus your employee has undergone?
9. How do you rate the curriculum your employee has undergone in terms of relevance for employability?
10. How do you rate the curriculum which your employee has undergone in terms of industry and professional relations?

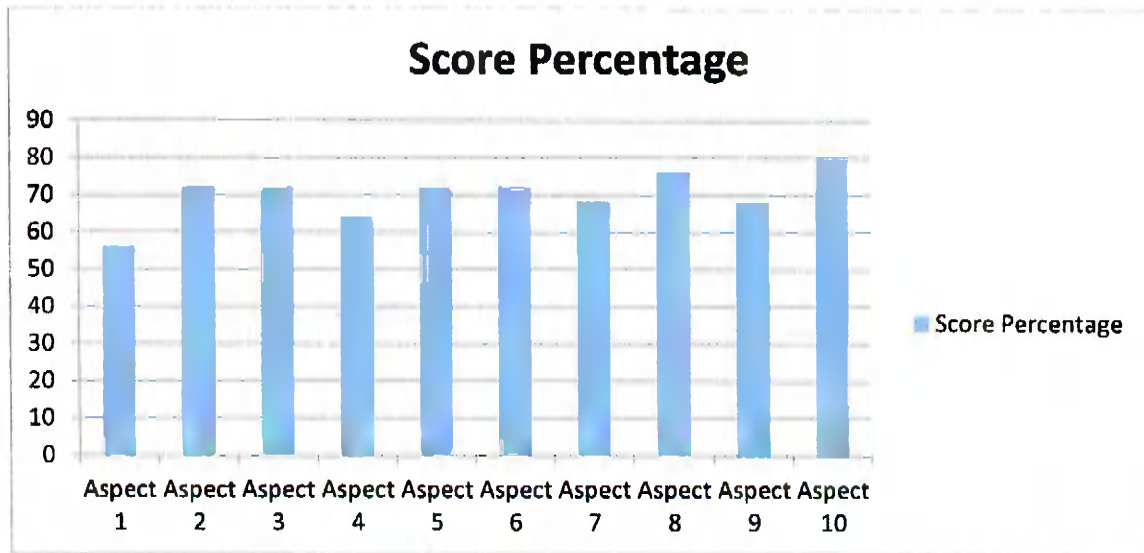
Table – 1
Employer's Feedback for the Academic Year 2016-17

Aspects	Score Percentage
1	56
2	72
3	72
4	64
5	72
6	72
7	68
8	76
9	68
10	80

Source: Employer's Feedback Collected in the Year 2016-17.



Figure – 1
Employer's Feedback for the Academic Year 2016-17



1. **Source:** Employer's Feedback Collected in the Year 2016-17.

2. Communication skill.

The percentage of score obtained by the aspect '**Communication skill**' was 56 percent. Which means that employers give 56 out of 100 Marks on the first aspect related to the employees' communication skill. This result reveals that the college should take action to improve the communication skill of its students.

2. Organisational behaviour.

The percentage of score obtained by the aspect '**organisational behaviour**' was 72 percent. Which means that employers gave 72 out of 100 Marks on the second aspect related to the employees' organisational behaviour. This result reveals that the Organisational ability of its students is fairly well.

3. Leadership quality.

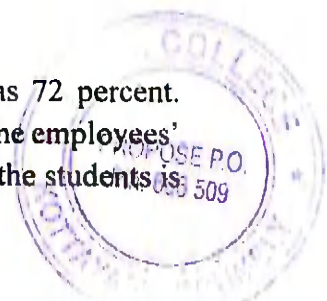
The percentage of score obtained by the aspect '**Leadership quality**' was 72 percent. Which means that employers give 72 out of 100 Marks on the third aspect related to the employees' leadership quality. This result reveals that the leadership quality of the students is fairly well.

4. Professional ethics.

The percentage of scores obtained by the aspect '**Professional ethics**' was 64 percent. Which means that employers give 64 out of 100 Marks on the fourth aspect related to the employees' professional ethics. This result reveals that the college should take action to improve the professional ethics of the students.

5. Professional commitment.

The percentage of score obtained by the aspect '**Professional commitment**' was 72 percent. Which means that employers give 72 out of 100 Marks on the fifth aspect related to the employees' professional commitment. This result reveals that the professional commitment of the students is fairly well.



6. The academic proficiency of your employee.

The percentage of score obtained by the aspect '**The academic proficiency of your employee**' was 72 percent. Which means that employers give 72 out of 100 Marks on the sixth aspect related to the employees' academic proficiency. This result reveals that the academic proficiency of the employee is fairly well.

7. Creative in response to workplace challenges.

The percentage of score obtained by the aspect '**Creative in response to workplace challenges**' was 68 percent. Which means that employers give 68 out of 100 Marks on the seventh aspect related to the employees' creativity is responding to the workplace challenges. This result reveals that the college should take action to improve the creative response of employees to workplace challenges.

8. How do you rate the academic syllabus your employee has undergone?

The percentage of score obtained by the aspect '**How do you rate the academic syllabus your employee has undergone?**' was 76 percent. Which means that employers give 76 out of 100 Marks on the eighth aspect related to the academic syllabus that the employee has undergone. This result reveals that the employee has undergone a fairly good academic syllabus.

9. How do you rate the curriculum your employee has undergone in terms of relevance for employability?

The percentage of score obtained by the aspect '**How do you rate the curriculum your employee has undergone in terms of relevance for employability?**' was 68 percent. Which means that employers give 68 out of 100 Marks on the ninth aspect related to the curriculum undergone by the employee in terms of the employability. This result reveals that the college should take action to improve the curriculum undergone by the employee in terms of the relevance of employability.

10. How do you rate the curriculum which your employee has undergone in terms of industry and professional relations?

The percentage of score obtained by the aspect '**How do you rate the curriculum which your employee has undergone in terms of industry and professional relations?**' was 80 percent. Which means that employers give 80 out of 100 Marks on the tenth aspect related to the curriculum undergone by the employee in terms of the industry and professional relations. This result reveals that the employee has undergone a good curriculum in terms of industry and professional relations.



ALUMNI FEEDBACK

An alumni or alumna is a former student of an education institution like school, college, or university. The term commonly referred to a graduate of an educational institution under consideration. Maintaining good relationships with an institution's alumni over time is vital to the success of an educational institution. If an institution keeps alumni well informed and engaged, they are their most reliable supporters and their best ambassadors." Alumni can share their diverse experience and skills with present students through different ways and that will be helpful in the student progression. Further, they can help and support current students in job placements and in beginning different career opportunities. Alumni play valuable roles in the growth of an institution's brand value through mouth marketing. Colleges also can rely on their former students to provide internships, mentoring, and opportunities of career to current students. Colleges and universities need to consider their students as lifetime obligations that do not end at the close of the course. Alumni are sources of resources that can offer mutually beneficial relationships over time.

FEEDBACK OF FORMER STUDENTS ON CURRICULAR AND OTHER ASPECTS FOR THE ACADEMIC YEAR 2016-17

Six different curriculum aspects and nine other aspects on which the feedback where collected from the alumnus are the following:-

Curriculum Aspects

1. How would you rate the curriculum prescribed for your degree by MG University?
2. How do you rate the course curriculum for fulfilling your expectations?
3. How do you rate the relevance of your degree to your present job?
4. How would you rate the syllabus for fulfilling your professional competencies?
5. How do you rate the syllabus for helping your higher studies?
6. How do you rate the curriculum delivery by our institution?

Other Aspects

1. Admission procedure
2. Fee structure
3. Institutional environment
4. Infrastructure
5. Quality assurance
6. Progression and placement
7. Social and emotional well-being
8. Ethical and value based education
9. Co-curricular activities

Alumni feedback collected in the year 2016-17 can be summarised in the following table. The first column of the table revealed the different aspects on which the feedback of the students was collected. The second column reveals that the percentage of scores obtained for different curriculum aspects by the students and the third column reveals that the percentage of scores obtained for different other aspects by the former students of the institution. The average percentage score obtained on the curriculum aspect was 84 percent and the average percentage score obtained on the other aspects was 81 percent. Which means that students were given an average mark of 84 out of 100 on the six different aspects related to the curriculum followed by the University and 81 out of 100 on the nine different other aspects for further improvement of

the institution. A specific illustration of the percentage of marks obtained for curriculum and other different aspects are given in the following table:-

Table – 1

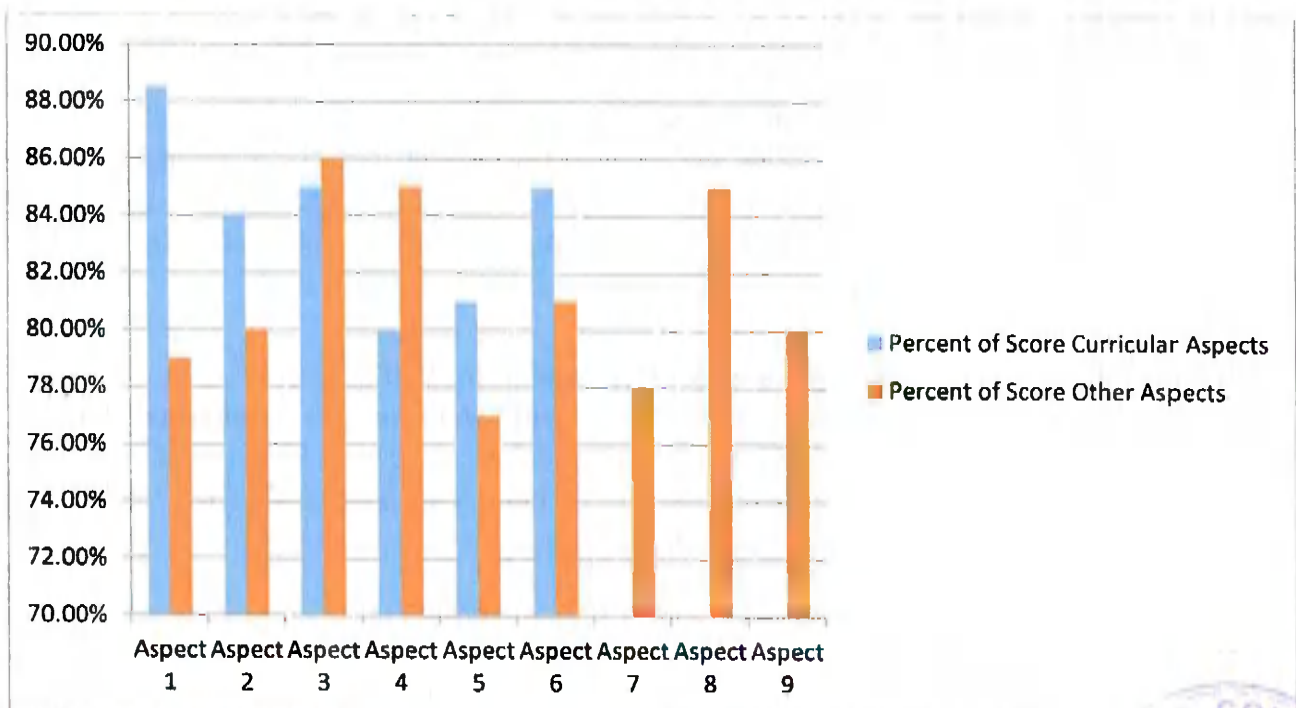
Alumni Feedback on Curricular and Other Aspect for the Academic Year 2016-17

Qn. No.	Curricular Aspects	Other Aspects
1	88.50%	79%
2	84%	80%
3	85%	86%
4	80%	85%
5	81%	77%
6	85.00%	81%
7		78%
8		85%
9		80%

Source: Alumni Feedback on Curricular and Other Aspects Collected in the Year 2016-17

Figure – 1

Alumni Feedback on Curricular and Other Aspects



Source: Alumni Feedback on Curricular and Other Aspects Collected in the Year 2016-17



Curriculum Aspects

1. How would you rate the curriculum prescribed for your degree by MG University?

The percentage of marks obtained by the aspect 'How would you rate the curriculum prescribed for your degree by MG University' was 88.5 percent. Which means that students were gave 88.5 out of 100 Marks on the first aspect related to the curriculum followed by the University during 2016-17. We can interpret it as a rating lying in between four and five stars.

2. How do you rate the course curriculum for fulfilling your expectations?

The percentage of marks obtained by the aspect 'How do you rate the course curriculum for fulfilling your expectations' was 84 percent. Which means that students were gave 84 out of 100 Marks on the second aspect related to the curriculum followed by the University during 2016-17. We can interpret it as a rating lying in between four and five stars.

3. How do you rate the relevance of your degree to your present job?

The percentage of marks obtained by the aspect 'How do you rate the relevance of your degree to your present job' was 85 percent. Which means that students were gave 85 out of 100 Marks on the third aspect related to the curriculum followed by the University during 2016-17. We can interpret it as a rating lying in between four and five stars.

4. How would you rate the syllabus for fulfilling your professional competencies?

The percentage of marks obtained by the aspect 'How would you rate the syllabus for fulfilling your professional competencies' was 80 percent. Which means that students were gave 80 out of 100 Marks on the fourth aspect related to the curriculum followed by the University during 2016-17. We can interpret it as a rating of four stars.

5. How do you rate the syllabus for helping your higher studies?

The percentage of marks obtained by the aspect 'How would you rate the syllabus for helping your higher studies' was 81 percent. Which means that students were gave 81 out of 100 Marks on the fifth aspect related to the curriculum followed by the University during 2016-17. We can interpret it as a rating of four stars.

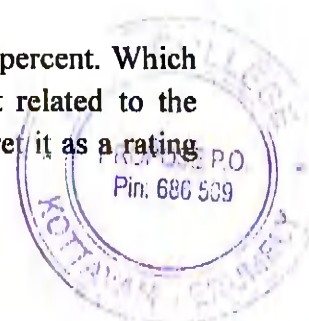
6. How do you rate the curriculum delivery by our institution?

The percentage of marks obtained by the aspect 'How would you rate the curriculum delivery by our institution' was 85 percent. Which means that students were gave 85 out of 100 Marks on the sixth aspect related to the curriculum followed by the University during 2016-17. We can interpret it as a rating lying in between four and five stars.

Other Aspects

1. Admission procedure

The percentage of marks obtained by the aspect 'Admission procedure' was 79 percent. Which means that students were gave 79 out of 100 Marks on the first other aspect related to the admission procedure followed by the University during 2016-17. We can interpret it as a rating close to four stars.



2. Fee structure

The percentage of marks obtained by the aspect '**fee structure**' was 80 percent. Which means that students were gave 80 out of 100 Marks on the second other aspect related to the admission procedure followed by the University during 2016-17. We can interpret it as a rating of four stars.

3. Institutional environment

The percentage of marks obtained by the aspect '**institutional environment**' was 86 percent. Which means that students were gave 86 out of 100 Marks on the third other aspect related to the admission procedure followed by the University during 2016-17. We can interpret it as a rating lying in between four and give stars.

4. Infrastructure

The percentage of marks obtained by the aspect '**infrastructure**' was 85 percent. Which means that students were gave 85 out of 100 Marks on the forth other aspect related to the admission procedure followed by the University during 2016-17. We can interpret it as a rating lying in between four and five stars.

5. Quality assurance

The percentage of marks obtained by the aspect '**quality assurance**' was 77 percent. Which means that students were gave 77 out of 100 Marks on the fifth other aspect related to the admission procedure followed by the University during 2016-17. We can interpret it as a rating close to four stars.

6. Progression and placement

The percentage of marks obtained by the aspect '**progression and placement**' was 81 percent. Which means that students were gave 81 out of 100 Marks on the sixth other aspect related to the admission procedure followed by the University during 2016-17. We can interpret it as a rating of four stars.

7. Social and emotional well-being

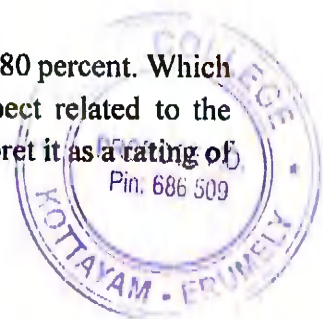
The percentage of marks obtained by the aspect '**social and emotional well-being**' was 78 percent. Which means that students were gave 78 out of 100 Marks on the seventh other aspect related to the admission procedure followed by the University during 2016-17. We can interpret it as a rating close to four stars.

8. Ethical and value based education

The percentage of marks obtained by the aspect '**ethical and value based education**' was 85 percent. Which means that students were gave 85 out of 100 Marks on the eighth other aspect related to the admission procedure followed by the University during 2016-17. We can interpret it as a rating lying in between four and five stars.

9. Co-curricular activities

The percentage of marks obtained by the aspect '**Co-curricular activities**' was 80 percent. Which means that students were gave 80 out of 100 Marks on the ninth other aspect related to the admission procedure followed by the University during 2016-17. We can interpret it as a rating of four stars.



PARENTS' FEEDBACK

Feedback is listening actively from the part of an institution, individual or one party to understand the opinion, requirement and views of the other side. Analysis of the collected feedback will help an institution or a person or a party to find out the positives and negatives of their activities. Feedback from the parents of students of an educational institution allows it to know what we are needs to improve the present situation. Even small changes in our approach can change the future of a student.

Parent's Feedback 2016 – 17


Parent feedback was collected on different aspects to understand their opinion. Twelve aspects on which the feedback where collected are the following:-

1. Opinion about syllabus and course structure prescribed by the University
2. Opinion about Examinations and evaluation
3. Opinion about the completion of syllabus by teachers.
4. Opinion about the ability to provide books and study materials to students
5. Satisfaction level about the sufficiency of lab time allotted
6. Opinion about the stress created by the course structure
7. Opinion about the use of IT in learning.
8. Do you feel that the present curriculum is sufficient to find out the capabilities and taste in students?
9. Is the course structure suitable to get job opportunities for students?
10. Opinion about the transparency of enrolment and admission procedure.
11. Is the syllabus and learning structure capable of enriching the moral values and standard among students?
12. Do you feel that the present curriculum and learning structure is sufficient to find out and enrich the arts, sports and cultural capabilities of the students?

Table – 1

Parent's Feedback Collected in the Academic Year 2016 – 17

Aspects	Very Good	Good	Average	Poor	Satisfactory	Not Satisfactory	Not Fully Satisfied	Yes	No	Helpful
1	10	5								
2	11				4					
3	2				1			12		
4	4					1		10		
5	4									
6	14					1				
7	6							8	1	
8								11		



9								11		4
10	11				3				1	
11	3							12		
12	3							12		

Source: Sample Feedback Collected from Parents on Different Aspects in the Year 2016 - 17

1. Opinion about syllabus and course structure prescribed by the University

Out of the 15 samples collected 10 said that the syllabus and course structure prescribed by the University are very good and 5 said that it is good. This means that 66.6 percent of the respondents revealed that the syllabus and course structure prescribed by the University are very good. Another 33.3 percent of the respondents revealed that the syllabus and course structure prescribed by the University are good. Thus the aspect could score 93 percent in parent's evaluation.

2. Opinion about Examinations and evaluation

Out of the 15 samples collected 11 said that the syllabus and course structure prescribed by the University are very good and 4 said that it is Satisfactory. This means that 73.33 percent of the respondents revealed that the Examinations and evaluation conducted by the University are very good. Another 26.66 percent of the respondents revealed that the Examinations and evaluation conducted by the University are Satisfactory. Thus the aspect could score 91 percent in parent's evaluation.

3. Opinion about the completion of syllabus by teachers.

Out of the 15 samples collected 12 said yes to completion of syllabus by teachers, 2 said very good and one said Satisfactory. This means that 80 percent of the respondents revealed that teachers completed the syllabus.

4. Opinion about the ability to provide books and study materials to students.


To the aspect 'Opinion about the ability to provide books and study materials to students'; out of the 15 samples collected 14 said that they could provide books and study materials to students and 1 was not satisfied in his ability. This means that 93.33 percent of the respondents revealed that they could provide books and study materials to students as per the needs of the students.

5. Satisfaction level about the sufficiency of lab time allotted.

Out of the 15 samples collected 4 said very good to the satisfaction level about the sufficiency of lab time allotted.

6. Opinion about the stress created by the course structure.

Out of the 15 samples collected 14 has positive response about the stress created by the course structure, that is, they did not felt such an issue but only one is not satisfied about it.



7. Opinion about the use of IT in learning.

Out of the 15 samples collected 14 has positive response about the use of IT in learning. This means that 93.33 percent of the respondents have positive response about the use of IT in learning.

8. Do you feel that the present curriculum is sufficient to find out the capabilities and taste in students?

Hundred percent of the respondents have positive response about the use of IT in learning. This means that all the respondents have positive response about the sufficiency and suitability of the present curriculum to find out the capabilities and taste in students

9. Is the course structure suitable to get job opportunities for students?

Hundred percent of the respondents have positive response about the suitability of the course structure in getting job opportunities for students.

10. Opinion about the transparency of enrolment and admission procedure.

Out of the 15 samples collected 14 has positive response about the transparency of enrolment and admission procedure. This means that 93.33 percent of the respondents are happy with the transparency of enrolment and admission procedure.

11. Is the syllabus and learning structure capable of enriching the moral values and standard among students?

Hundred percent of the respondents have positive response about the capability of the syllabus and learning structure in enriching the moral values and standard among students.

12. Do you feel that the present curriculum and learning structure is sufficient to find out and enrich the arts, sports and cultural capabilities of the students?

Hundred percent of the respondents have positive response about the sufficiency of present curriculum and learning structure to find out and enrich the arts, sports and cultural capabilities of the students.



[Handwritten signature]
Principal,
MES COLLEGE ERUMELY